

# PROPOSED BUDGET

## FISCAL YEAR ENDING 09-30-2012

### FOR

### GRIMES COUNTY

### TEXAS

FILED FOR RECORD  
AT 4:45 O'CLOCK P. M

AUG 26 2011

DAVID PASKET  
County Clerk, Grimes County, TX  
By DN Deputy

This budget will raise more total property taxes than last year's budget by \$567,663 (5.4%), and of that amount, \$183,996.70 is tax revenue to be raised from new property added to the tax roll this year.

(ALL SCHEDULES)

# BUDGET CERTIFICATE

STATE OF TEXAS

COUNTY OF GRIMES

FISCAL YEAR OCTOBER 1, 2011 THROUGH SEPTEMBER 30, 2012

We, Betty Shiflett, County Judge, David Pasket, County Clerk, and Mary L. Nichols, County Auditor of Grimes County, Texas, do hereby certify that the attached budget is a true and correct copy of the budget of Grimes County, Texas, as passed and approved by the Commissioners' Court of said county on the 28<sup>th</sup> day of September, as the same appears on file in the office of the County Clerk of Grimes County.

---

Betty Shiflett, County Judge

---

David Pasket, County Clerk

---

Mary L. Nichols, County Auditor

SUBSCRIBED AND SWORN TO BEFORE ME, the undersigned authority, this the 28<sup>th</sup> day of September 2011

---

David Pasket, County Clerk  
Grimes County, Texas

# AN ORDER ADOPTING A PROPOSED TAX RATE FOR GRIMES COUNTY FOR THE TAX YEAR 2011

On this the 17<sup>th</sup> day of August, came to be considered the Tax Rate for 2011, and it appearing to the Commissioners' Court that said Tax Rate has been duly calculated in accordance with law by the County Tax Assessor and Collector, and all required public notices fully filed, and the said Tax Rate, having been duly considered by the Court, on motion made, seconded and carried, it is ordered by the Court that the said Tax Rate be, and it is hereby, approved and adopted as follows:


The rate for Grimes County will be \$0.54282. It is expected that Grimes County will apportion the tax rate as follows:


The General Fund Rate shall be \$0.391150529 per one hundred-dollar valuation;  
The Road & Bridge Rate shall be \$0.150200315 per one hundred-dollar valuation;  
The Debt Service Rate shall be \$0.001469156 per one hundred-dollar valuation.


The Tax Assessor-Collector is hereby authorized to assess and collect the taxes of Grimes County employing the above tax rate.


PASSED AND APPROVED this the 17<sup>th</sup> day of August 2011

  
Betty Shiflett, County Judge


  
John Bertling, Commissioner Pct. 1


  
Randy Krueger, Commissioner Pct. 2

  
Julian Melchor, Jr., Commissioner Pct. 3

  
Pam Finke, Commissioner Pct. 4

SUBSCRIBED AND SWORN TO BEFORE ME, the undersigned authority, this the 17<sup>th</sup> day of August 2011.

  
David Pasket, County Clerk  
Grimes County, Texas



**GRIMES COUNTY, TEXAS**  
**ORDER ADOPTING THE BUDGET FOR FISCAL YEAR 2012**

On this the 28<sup>th</sup> day of September 2011, AD, came to be considered the Budget of estimated revenues and expenditures for the period beginning October 1, 2011 and ending September 30, 2012, as it appearing to the Commissioners' Court that said Budget is in accordance with law, and has been duly prepared by the County Judge, assisted by the County Auditor, and fully filed for inspection, and the said Budget having been duly considered by the Commissioners' Court on motion made, seconded and carried, it is ordered by the Commissioners' Court that the said Budget be, and it is hereby, approved and adopted. It is further ordered by the Court that totals shown in said Budget be, and it is hereby, approved and adopted.

PASSED AND APPROVED this the 28<sup>th</sup> day of September 2011.

COUNTY OF GRIMES, TEXAS

ATTEST:

BY: \_\_\_\_\_  
Betty Shiflett, County Judge

\_\_\_\_\_  
David Pasket, County Clerk

\_\_\_\_\_  
John Bertling, Commissioner Pct. 1

\_\_\_\_\_  
Randy Krueger, Commissioner Pct. 2

\_\_\_\_\_  
Julian Melchor, Jr., Commissioner Pct. 3

\_\_\_\_\_  
Pam Finke, Commissioner Pct. 4

# AN ORDER ADOPTING A TAX RATE FOR GRIMES COUNTY FOR THE TAX YEAR 2011

On this the 28<sup>th</sup> day of September, came to be considered the Tax Rate for 2011, and it appearing to the Commissioners' Court that said Tax Rate has been duly calculated in accordance with law by the County Tax Assessor and Collector, and all required public notices fully filed, and the said Tax Rate, having been duly considered by the Court, on motion made, seconded and carried, it is ordered by the Court that the said Tax Rate be, and it is hereby, approved and adopted as follows:

The rate for Grimes County will be \$0.54282. It is expected that Grimes County will apportion the tax rate as follows:

The General Fund Rate shall be \$0.391150529 per one hundred-dollar valuation;  
The Road & Bridge Rate shall be \$0.150200315 per one hundred-dollar valuation;  
The Debt Service Rate shall be \$0.001469156 per one hundred-dollar valuation.

The Tax Assessor-Collector is hereby authorized to assess and collect the taxes of Grimes County employing the above tax rate.

PASSED AND APPROVED by the Commissioners' Court on this the 28<sup>th</sup> day of September 2011.

\_\_\_\_\_  
Betty Shiflett, County Judge

\_\_\_\_\_  
John Bertling, Commissioner Pct. 1

\_\_\_\_\_  
Randy Krueger, Commissioner Pct. 2

\_\_\_\_\_  
Julian Melchor, Jr., Commissioner Pct. 3

\_\_\_\_\_  
Pam Finke, Commissioner Pct. 4

SUBSCRIBED AND SWORN TO BEFORE ME, the undersigned authority, this the 28<sup>th</sup> day of September 2011.

\_\_\_\_\_  
David Pasket, County Clerk  
Grimes County, Texas

**GRIMES COUNTY, TEXAS**  
**NOTES TO THE FINANCIAL STATEMENTS**  
Year Ended September 30, 2011

Annual debt service requirements to maturity for general debt:

Prosperity Bank  
2001 Tax and Revenue Certificates of Obligation

<u>% Interest Rate</u>	<u>Year</u>	<u>Principal</u>	<u>Interest</u>	<u>Total</u>
4.00%	2012	10,000.00	2,840.00	12,840.00
4.00%	2013	10,000.00	2,440.00	12,440.00
4.00%	2014	10,000.00	2,040.00	12,040.00
4.00%	2015	11,000.00	1,640.00	12,640.00
4.00%	2016	12,000.00	1,200.00	13,200.00
4.00%	2017	12,000.00	720.00	12,720.00
4.00%	2018	8,000.00	240.00	8,240.00
		<u>\$ 73,000.00</u>	<u>\$11,120.00</u>	<u>\$ 84,120.00</u>

The First National Bank of Anderson  
2001 Tax and Revenue Certificate of Obligation

<u>% Interest Rate</u>	<u>Year</u>	<u>Principal</u>	<u>Interest</u>	<u>Total</u>
4.00%	2012	10,000.00	2,840.00	12,840.00
4.00%	2014	11,000.00	2,040.00	13,040.00
4.00%	2016	11,000.00	1,160.00	12,160.00
4.00%	2017	12,000.00	720.00	12,720.00
4.00%	2018	8,000.00	240.00	8,240.00
		<u>\$ 52,000.00</u>	<u>\$ 7,000.00</u>	<u>\$ 50,760.00</u>

<b>TOTAL</b>	<u><u>\$ 125,000.00</u></u>	<u><u>\$ 18,120.00</u></u>	<u><u>\$ 134,880.00</u></u>
--------------	-----------------------------	----------------------------	-----------------------------

**GRIMES COUNTY, TEXAS**  
**NOTES TO THE FINANCIAL STATEMENTS**  
**CAPITAL LEASES**  
Year Ended September 30, 2011

Capital Lease Obligations Currently Outstanding

Purpose	Original Amount	Date of Lease	Lien Holder	Final Maturity	Interest Rate	Balance 9/30/2011
1 (2) Tahoes, (2) CV, (1) Explore	\$ 124,270.00	10/26/2010	Government Capital Corp.	10/26/2012	6.19%	80,333.75
4 (2) Chevy Tahoes	\$ 60,261.00	10/27/2009	First Financial Bank, N. A.	10/1/2011	4.75%	20,036.28
5 2010 F150 - Const#2/SO	\$ 27,693.35	10/13/2009	First Financial Bank, N. A.	10/1/2011	4.75%	9,217.75
						109,587.78

The capital assets acquired through capital lease obligations are as follows:

	Governmental Capital Assets
Machinery and Equipment	
Less Accumulated Depreciation	
Net book value	

# GRIMES COUNTY, TEXAS

## PROPERTY TAX RATES PER \$100 OF ASSESSED VALUE LAST TEN FISCAL YEARS

FISCAL YEAR	TAX ROLL	GENERAL FUND	ROAD & BRIDGE	DEBT SERVICE	TOTAL TAX RATE
2000	1999	0.40793		0.08857	0.49650
2001	2000	0.42250		0.08200	0.50450
2002	2001	0.46540		0.07300	0.53840
2003	2002	0.46370		0.07470	0.53840
2004	2003	0.46480		0.07360	0.53840
2005	2004	0.28002	0.20000	0.04288	0.52290
2006	2005	0.36151	0.17919	0.00220	0.54290
2007	2006	0.33432	0.20630	0.00220	0.54282
2008	2007	0.35030	0.19038	0.00214	0.54282
2009	2008	0.35234	0.18889	0.00159	0.54282
2010	2009	0.36533	0.16342	0.00151	0.53026

\* First year Road and Bridge separated from total.

# PRINCIPAL COUNTY OFFICIALS

August 29, 2011

Betty Shiflett	County Judge
John Bertling	Commissioner, Precinct #1
Randy Krueger	Commissioner, Precinct #2
Julian Melchor, Jr.	Commissioner, Precinct #3
Pam Finke	Commissioner, Precinct #4
Don Sowell	County Sheriff
Jon C. Fultz	County Attorney
Tuck Moody McLain	District Attorney
Gene Stapleton	Justice of the Peace, Precinct #1
Joe Imhoff	Justice of the Peace, Precinct #2
John LeFlore	Justice of the Peace, Precinct #3
Dale Schaper	Constable, Precinct #1
George Wells	Constable, Precinct #2
Ann Weaks	Constable, Precinct #3
David Pasket	County Clerk
Gay Wells	District Clerk
Connie Perry	Tax Assessor-Collector
Janice Trant	County Treasurer
Mary L. Nichols	County Auditor

# GRIMES COUNTY INVESTMENT REPORT

FOR THE PERIOD

APRIL thru JUNE 31, 2011

According to Local Government Code, Title 10, Sec. 2256.023, this Investment Report for Grimes County is hereby submitted to Commissioners Court.

All General Investment Funds (TexStar & TexPool) have been transferred to the General Account at Citizens State Bank in Navasota, Texas. Investment Account Funds are zero. Juvenile Services (Title IV-E) and Land Sale have separate accounts.

Account #	Beg. Balance	Deposit/Check	Rate	Interest	Ending Balance
Checking/Operating Account 6783	April 30, 2011	\$ 12,727,111.83	\$ (501,422.32)	19,734.11	\$ 12,245,423.62
	May 31, 2011	12,245,423.62	(1,071,169.93)	17,920.48	\$ 11,192,174.17
	June 30, 2011	11,192,174.17	1,405.82	16,874.49	\$ 11,210,454.48
Total for Quarter			Daily Rate 1.85%	54,529.08	
Juvenile Services 8987	April 30, 2011	\$ 241,574.92		379.57	\$ 241,954.49
	May 31, 2011	241,954.49	21,567.00	383.21	\$ 263,904.70
	June 30, 2011	263,904.70	(21,567.00)	378.32	\$ 242,716.02
Total for Quarter			Daily Rate 1.85%	1,141.10	
Land Sale 13714	April 30, 2011	\$ 131,189.60		206.12	\$ 131,395.72
	May 31, 2011	131,395.72		199.80	131,595.52
	June 30, 2011	131,595.52		200.10	131,795.62
Total for Quarter			Daily Rate 1.85%	606.02	

*Jessie A. Grant*  
 Jessie A. Grant, County Treasurer

*Mary L. Nichols*  
 Mary L. Nichols, County Auditor

*Charles Harrison*  
 Charles Harrison, Investment Committee

Account Number and Title	T C	Experience YEAR - 2009	Experience YEAR - 2010	Org Budget YEAR - 2011	Act Budget YEAR - 2011	Experience YEAR - 2011	Prop Budget YEAR - 2012
REPORTING FUND: 0010 GENERAL FUND							
0310 AD VALOREM TAXES							
0001 TAXES CURRENT	I	5,940,904.85	6,789,852.02	7,243,980.23	7,243,980.23	7,954,743.29	7,985,652.34
0002 TAXES-DELINQUENT	I	148,413.54	167,417.42	225,000.00	225,000.00	236,383.62	225,000.00
0003 TAXES-PENALTY & INTEREST	I	122,776.75	140,069.45	179,209.97	179,209.97	176,704.75	179,209.97
AD VALOREM TAXES		6,212,095.14	7,097,338.89	7,648,190.20	7,648,190.20	8,367,831.66	8,389,862.31
0312 OTHER FINANCING SOURCE/CAPTL OUTLAY							
0001 OTHER FINANCING USES	I	155,260.51	128,980.35-	0.00	0.00	0.00	0.00
0102 OTHER FINANCING USES-CAPITAL LEASES	I	145,649.27	128,980.35	0.00	0.00	0.00	0.00
0104	I	9,611.24	0.00				
OTHER FINANCING SOURCE/CAPTL OUTLAY		310,521.02	0.00	0.00	0.00	0.00	0.00
0315							
0001 OPEN	I	0.00					
		0.00	0.00	0.00	0.00	0.00	0.00
0320 FEES OF OFFICE							
0002 FEES-COUNTY JUDGE	I	584.00	593.00	605.28	605.28	704.00	784.53
0003 FEES-COUNTY SHERIFF	I	7,449.11	7,095.96	7,429.68	7,429.68	12,503.47	12,996.38
0004 FEES-COUNTY/DISTRICT ATTORNEY	I	25,890.25	19,328.17	21,506.76	21,506.76	23,427.28	24,836.84
0005 CRIMINAL FINES	I	0.00	0.00	0.00	0.00	17,527.57	20,861.40
0006 FEES-COUNTY CLERK	I	242,146.92	192,111.91	239,626.32	239,626.32	237,920.40	247,641.81
0007 FEES-TAX ASSESSOR	I	99,053.32	95,587.47	97,581.72	97,581.72	94,051.27	100,177.29
0008 FEES-DISTRICT CLERK	I	52,339.40	57,395.50	67,457.88	67,457.88	46,783.19	49,491.83
0009 FEES-COUNTY TREASURER	I	37,646.21	27,577.58	28,268.88	28,268.88	29,198.43	29,417.60
0010 FEES-PROBATION	I	10,294.63	10,308.84	11,732.52	11,732.52	6,004.83	6,904.56
0012 FEES-J P 1	I	20,052.44	16,444.62	18,205.08	18,205.08	11,723.38	12,427.00
0014 FEES-J P 2	I	23,942.96	16,102.66	16,360.20	16,360.20	12,010.33	13,691.88
0015 FEES-J P 3	I	84,951.91	58,692.37	54,047.64	54,047.64	53,387.33	56,789.03
0017 FEES-CONSTABLE #1	I	11,629.00	13,438.80	14,558.40	14,558.40	10,357.00	12,061.91
0018 FEES-CONSTABLE #2	I	27,018.33	22,272.85	20,583.96	20,583.96	19,891.22	20,583.96
0019 FEES-CONSTABLE #3	I	39,179.21	42,680.63	44,374.80	44,374.80	18,153.50	21,611.31
0020 FEES-TIME PYMT EFF ADM OF JUST (10)	I	461.20	323.32	303.12	303.12	305.52	363.72
0021 BALIFF FEES	I	0.00	0.00				
0022 FEES - VOTERS	I		35.00	0.00	0.00	5.00	0.00
0497 ESTRAY INCOME	I		0.00	4,000.00	4,000.00	6,860.87	8,167.71
FEES OF OFFICE		682,638.89	579,988.68	646,642.24	646,642.24	600,814.59	638,808.76
0330 PAYMENTS IN LIEU OF TAXES							
0001 TMPA PAYMENT	I	446,878.00	427,695.00	446,878.00	446,878.00	431,144.00	431,144.00
0002 HOUSING AUTH OF NAVASOTA	I	0.00	0.00				
0201 COPS GRANT	I	0.00	0.00				
PAYMENTS IN LIEU OF TAXES		446,878.00	427,695.00	446,878.00	446,878.00	431,144.00	431,144.00

Account Number and Title	T C	Experience YEAR - 2009	Experience YEAR - 2010	Org Budget YEAR - 2011	Act Budget YEAR - 2011	Experience YEAR - 2011	Prop Budget YEAR - 2012
REPORTING FUND: 0010 GENERAL FUND							
0333 STATE GRANTS							
=====							
0406 STATE COMP-COUNTY JUDGE SUPPLEMENT	I	20,000.00	15,000.00	15,000.00	15,000.00	5,423.93	15,000.00
0460 STATE COMP - COUNTY ATTY SUPPLEMENT	I	62,500.00	62,500.00	62,500.00	62,500.00	62,500.00	62,500.00
0465 STATE COMP-INDIGENT DEFENSE COORD	I	0.00	0.00				
0470 TEXAS HAVA GRANT-VOTER REG	I	0.00	0.00				
STATE GRANTS		82,500.00	77,500.00	77,500.00	77,500.00	67,923.93	77,500.00
0340 COURT FINES							
=====							
0001 COURT FINES-JP 1	I	67,800.70	49,449.15	52,966.20	52,966.20	55,435.75	57,745.57
0002 COURT FINES-JP 2	I	93,132.10	61,844.84	60,750.96	60,750.96	67,600.65	77,485.90
0003 COURT FINES-JP 3	I	241,100.94	185,297.09	186,187.44	186,187.44	139,734.36	193,316.78
0005 COUNTY COURT FINES	I	0.00	0.00				
COURT FINES		402,033.74	296,591.08	299,904.60	299,904.60	262,770.76	328,548.25
0345 FORFEITURES							
=====							
0001 CO COURT BOND FORFEITURES	I	0.00	0.00				
FORFEITURES		0.00	0.00	0.00	0.00	0.00	0.00
0350 BUSINESS LICENSE & PERMIT							
=====							
0001 BEER LICENSE	I	8,239.10	16,241.50	7,000.00	7,000.00	3,820.25	7,000.00
0002 ROAD/ANIMAL PERMITS	I	0.00	0.00				
BUSINESS LICENSE & PERMIT		8,239.10	16,241.50	7,000.00	7,000.00	3,820.25	7,000.00
0360 INTERGOVERNMENTAL REVENUE							
=====							
0001 MIXED BEVERAGE TAX	I	8,192.03	7,883.40	10,511.16	10,511.16	9,429.80	11,225.96
0002 DISTRICT ATTORNEY REVENUE-STATE	I	0.00	0.00				
0003 COUNTY COURT AT LAW - STATE	I	0.00	0.00				
0004 STATE OF TEXAS-TOBACCO FUNDS	I	21,170.37	10,092.17	0.00	13,091.26	13,091.26	13,091.26
0005 JUDICIARY LONGIVITY SUPPLEMENT	I	4,140.00	4,380.00	4,968.20	4,968.20	3,420.00	5,040.00
0201 COPS GRANT	I	0.00	0.00				
0550 MONTGOMERY CO. TASK FORCE	I		45,448.00	48,132.00	48,132.00	36,957.01	50,477.69
INTERGOVERNMENTAL REVENUE		33,502.40	67,803.57	63,611.36	76,702.62	62,898.07	79,834.91
0370 RENTALS							
=====							
0001 HOSPITAL LEASE	I	99,996.00	99,996.00	100,000.00	100,000.00	91,663.00	100,000.00
0002 APPRAISAL RENT	I	0.00	0.00				
0004 MINERAL AND OTHER LEASES	I	622.54	1,083.08	736.92	736.92	1,219.02	500.00
0006 LAW ENFORCEMENT CELL RENTAL	I	17,655.00	0.00				
0007 SO-REIMB-TASK FORCE/MONTGOMERY CO	I	0.00	0.00				
RENTALS		118,273.54	101,079.08	100,736.92	100,736.92	92,882.02	100,500.00

Account Number and Title	T C	Experience YEAR - 2009	Experience YEAR - 2010	Org Budget YEAR - 2011	Act Budget YEAR - 2011	Experience YEAR - 2011	Prop Budget YEAR - 2012
REPORTING FUND: 0010 GENERAL FUND							
0375 MISCELLANEOUS RECEIPTS							
0001 MISCELLANEOUS	I	321,203.20	246,339.60	283,255.56	349,443.79-	174,811.09	188,794.23
0002 GARBAGE FEES	I	110,740.25	99,500.00	100,000.00	100,000.00	95,950.00	102,916.67
0003 STICKERS - GARBAGE DUMP	I	0.00	0.00				
0004 INMATE PAY PHONE	I	15,820.46	12,825.02	13,525.32	13,525.32	9,095.97	10,828.54
0005 CVC DONATIONS	I	250.00	250.00	250.00	250.00	0.00	250.00
0006 911 SIGN SALES	I	286.13	535.20	395.94	395.94	366.58	436.41
0007 LEGAL SERVICE FEES	I	0.00	0.00				
0008 PROCEEDS FROM SALE OF ASSETS	I	0.00	0.00				
0009 JUDICIARY STATE SUPPORT	I	0.00	0.00				
0010 SOLID WASTE-TIPPING FEE	I	218,562.22	157,072.39	155,898.84	155,898.84	118,655.29	141,256.30
0011 SALE OF LAND	I	0.00	9,262.00	0.00	0.00	0.00	0.00
0012 BAIL BOND REVENUE	I	1,000.00	1,000.00	1,000.00	1,000.00	500.00	1,000.00
0013 AG EXT DONATION RECEIPTS	I	0.00	0.00				
0014 ELECTION FEES/NISD/ANDERSON/NAVASOT	I	1,791.85	0.00				
0015 FORFEITURE - CASH BONDS	I	0.00	0.00				
MISCELLANEOUS RECEIPTS		669,654.11	526,784.21	554,325.66	78,373.69-	399,378.93	445,482.15
0380 INTEREST							
0001 INTEREST EARNED	I	29,348.64	119,612.33	105,000.00	105,000.00	142,057.76	148,164.33
INTEREST		29,348.64	119,612.33	105,000.00	105,000.00	142,057.76	148,164.33
0385 TRANSFERS IN							
0070 TRANSFER TO GENERAL FROM BRIDGE	I	0.00	0.00				
0072 TRANSFER TO GEN FROM ROAD IMPROVEME	I	0.00	0.00				
0074 TRANSFER TO GEN FROM RIGHT OF WAY	I	0.00	0.00				
0076 TRANSFER TO GEN FROM BLDG CONSTRUCT	I	0.00	0.00				
0078 TRANSFER TO GEN FROM BJA RECOVERY	I	0.00	0.00				
0079 TRANSFER TO GEN FROM EBMJ ASST PROG	I	0.00	0.00				
0085 COPS IN SCHOOLS	I	0.00	0.00				
0086 TRANSFER TO GEN FROM COPS GRANT	I	0.00	0.00				
TRANSFERS IN		0.00	0.00	0.00	0.00	0.00	0.00
0392 SALES TAX							
0001 SALES TAX	I	988,548.35	899,593.58	1,012,590.97	1,012,590.97	858,819.48	901,399.62
0002 SALES TAX - TAX ASSESSOR/COLLECTOR	I	36,468.87	37,296.64	0.00	0.00	56,785.15	0.00
SALES TAX		1,025,017.22	936,890.22	1,012,590.97	1,012,590.97	915,604.63	901,399.62
0396 SEPTIC INSPECTIONS							
0001 SEPTIC INSPECTION FEES	I	38,600.00	28,000.00	27,466.68	27,466.68	27,015.00	30,017.86
0002 SEPTIC RENEWAL FEES	I	0.00	0.00				
SEPTIC INSPECTIONS		38,600.00	28,000.00	27,466.68	27,466.68	27,015.00	30,017.86

Account Number and Title	T C	Experience YEAR - 2009	Experience YEAR - 2010	Org Budget YEAR - 2011	Act Budget YEAR - 2011	Experience YEAR - 2011	Prop Budget YEAR - 2012
REPORTING FUND: 0010 GENERAL FUND							
0401 Commissioner Pct. #1							
=====							
0105 Salary-Commissioner	E	42,161.41	43,274.65	43,260.00	43,260.00	38,268.55	45,423.00
0118 Salary Supplement-Travel Allow/C#1	E	3,794.41	3,894.55	3,893.40	3,893.40	3,444.02	4,088.07
0131 Salary - Overtime	E	0.00	0.00	0.00	0.00	0.00	0.00
0205 Social Security	E	3,483.37	3,608.45	3,607.24	3,607.24	3,190.99	3,787.60
0210 Insurance	E	277.01	283.68	7,120.08	7,120.08	262.71	7,513.44
0215 Retirement	E	3,216.83	3,301.81	3,300.74	3,300.74	2,919.85	3,465.77
0220 Retirement-SDB	E	275.62	289.56	292.35	292.35	236.93	306.97
0225 Unemployment Insurance	E	0.00	0.00	0.00	0.00	0.00	0.00
0305 Comm#1-Office Supplies	E	0.00	0.00	100.00	100.00	0.00	100.00
0310 Comm#1-Postage	E	0.00	0.00	65.00	65.00	0.00	65.00
0405 Comm#1-Rentals & Contracts	E	0.00	0.00	100.00	100.00	0.00	100.00
0410 JANITORIAL SERVICES PCT1	E	663.81	1,153.00	2,400.00	2,400.00	210.00	2,400.00
0411 R & M NORTH END	E	3,088.88	6,644.34	6,850.00	6,850.00	2,549.83	6,850.00
0415 COMM#1-TELEPHONE	E	479.16	599.54	480.00	480.00	0.00	480.00
0433 Comm#1-Telephone-Mobile	E	0.00	0.00	0.00	0.00	0.00	0.00
0440 Comm#1-Travel & Conferences	E	459.90	200.00	1,000.00	1,000.00	805.61	1,000.00
0450 Comm#1-Miscellaneous	E	0.00	0.00	0.00	0.00	0.00	0.00
0505 MACHINERY & EQUIPMENT	E	0.00	0.00	0.00	0.00	0.00	0.00
-----							
Commissioner Pct. #1		57,900.40	63,249.58	72,468.81	72,468.81	51,888.49	75,579.85
0402 Commissioner Pct. #2							
=====							
0105 Salary-Commissioners	E	42,161.41	38,116.85	43,260.00	43,260.00	38,268.55	45,423.00
0118 Salary Supplement-Travel Allow/C#2	E	3,794.41	3,426.61	3,893.40	3,893.40	3,444.02	4,088.07
0131 Salary - Overtime	E	0.00	0.00	0.00	0.00	0.00	0.00
0205 Social Security	E	3,215.57	3,106.84	3,607.24	3,607.24	2,836.10	3,787.60
0210 Insurance	E	6,478.09	5,851.98	7,120.08	7,120.08	6,223.87	7,513.44
0215 Retirement	E	3,216.83	2,908.01	3,300.74	3,300.74	2,919.85	3,465.78
0220 Retirement-SDB	E	275.62	254.70	292.35	292.35	236.93	306.97
0225 Unemployment Insurance	E	0.00	0.00	0.00	0.00	0.00	0.00
0305 Comm#2-Office Supplies	E	0.00	10.65	50.00	50.00	0.00	50.00
0310 Comm#2-Postage	E	0.00	0.00	37.00	37.00	0.00	37.00
0405 Comm#2-Rentals & Contracts	E	0.00	0.00	0.00	600.00	504.00	0.00
0410 JANITORIAL SERVICES PCT2	E	1,332.85	1,366.00	1,800.00	900.00	0.00	1,800.00
0411 REPAIR & MAINT STONEHAM	E	485.00	1,903.50	1,260.00	1,260.00	927.00	1,260.00
0415 COMM#2-TELEPHONE	E	1.63	0.13	15.00	15.00	2.99	15.00
0433 Comm#2-Telephone-Mobile	E	344.20	86.24	500.00	500.00	0.00	500.00
0440 Comm#2-Travel & Conferences	E	650.00	0.00	1,000.00	1,000.00	175.00	1,000.00
0450 Comm#2-Miscellaneous	E	0.00	0.00	0.00	0.00	0.00	0.00
0505 Comm#2 Machinery & Equipment	E	0.00	727.00	600.00	900.00	869.25	600.00
-----							
Commissioner Pct. #2		61,955.61	57,758.51	66,735.81	66,735.81	56,407.56	69,846.86
0403 Commissioner Pct #3							
=====							
0105 Salary-Commissioner #3	E	42,161.41	43,274.65	43,260.00	43,260.00	38,268.55	45,423.00
0118 Salary-Travel Allowance/Comm#3	E	3,794.41	3,894.55	3,893.40	3,893.40	3,444.02	4,088.07
0131 Salary - Overtime	E	0.00	0.00	0.00	0.00	0.00	0.00
0205 Social Security	E	3,412.40	3,540.14	3,607.24	3,607.24	3,129.01	3,787.60
0210 Insurance	E	308.39	313.44	7,120.08	7,120.08	288.75	7,513.44
0215 RETIREMENT	E	3,216.83	3,301.81	3,300.74	3,300.74	2,919.85	3,465.78
0220 Retirement-SDB	E	275.62	289.56	292.35	292.35	236.93	306.97

Account Number and Title	T C	Experience YEAR - 2009	Experience YEAR - 2010	Org Budget YEAR - 2011	Act Budget YEAR - 2011	Experience YEAR - 2011	Prop Budget YEAR - 2012
REPORTING FUND: 0010 GENERAL FUND							
0225 Unemployment Ins.	E	0.00	0.00	0.00	0.00	0.00	0.00
0305 Comm#3-Office Supplies	E	201.59	312.76	400.00	400.00	0.00	400.00
0310 Comm#3-Postage	E	59.03	0.00	65.00	65.00	0.00	65.00
0405 Comm#3-Rentals & Contracts	E	0.00	0.00	100.00	100.00	0.00	100.00
0406 RENTALS&CONTRACTS-DSL	E	200.00	0.00	300.00	300.00	0.00	300.00
0410 JANITORIAL SERVICES PCT 3	E	5,175.00	7,200.00	20,000.00	20,000.00	6,095.10	20,000.00
0411 R & M NAVASOTA	E	6,432.16	9,957.37	20,000.00	20,000.00	2,008.55	20,000.00
0415 Comm#3-Telephone- AIR CARD	E	983.81	6.06	1,100.00	700.00	1.89	1,100.00
0433 Comm#3-Telephone-Mobile	E	0.00	0.00	0.00	0.00	0.00	0.00
0440 Comm#3-Travel & Conferences	E	906.62	603.60	1,000.00	1,000.00	781.00	1,000.00
0450 Comm#3-Miscellaneous	E	0.00	0.00	0.00	400.00	255.00	0.00
0505 MACHINERY & EQUIPMENT	E	0.00	1,000.00	1,000.00	1,000.00	349.99	1,000.00
Commissioner Pct #3		67,127.27	73,693.94	105,438.81	105,438.81	57,778.64	108,549.86
0404 Commissioner Pct #4							
=====							
0105 Salary - Commissioner #4	E	42,161.41	43,274.65	43,260.00	43,260.00	38,268.55	45,423.00
0118 Salary - Travel Allowance/Comm #4	E	3,794.41	3,894.55	3,893.40	3,893.40	3,444.02	4,088.07
0131 Salary - Overtime	E	0.00	0.00	0.00	0.00	0.00	0.00
0205 Social Security	E	3,471.73	3,558.71	3,607.24	3,607.24	3,149.20	3,787.60
0210 Insurance	E	6,520.69	6,679.79	7,120.08	7,120.08	6,230.07	7,513.44
0215 Retirement	E	3,216.83	3,301.81	3,300.74	3,300.74	2,919.85	3,465.78
0220 Retirement - SDB	E	275.62	289.56	292.35	292.35	236.93	306.97
0225 Unemployment Ins.	E	0.00	0.00	0.00	0.00	0.00	0.00
0305 Comm#4-Office Supplies	E	28.58	136.21	240.00	240.00	210.18	240.00
0310 Comm#4-Postage	E	0.00	0.00	65.00	65.00	0.00	65.00
0405 Comm#4-Rentals & Contracts	E	0.00	0.00	0.00	0.00	0.00	0.00
0406 RENTALS & CONTRACTS- DSL	E	0.00	0.00	0.00	0.00	0.00	0.00
0410 JANITORIAL SERVICES	E	0.00	0.00	0.00	0.00	0.00	0.00
0411 R & M LAW ENFORCEMENT CTR	E	30,368.11	25,311.33	30,000.00	30,000.00	23,700.06	30,000.00
0412 REPAIRS & MAINT. EQPT LAW ENFOR CTR	E	457.65	4,630.01	5,000.00	5,000.00	4,337.87	5,000.00
0415 Comm#4-Telephone	E	28.04	18.47	150.00	150.00	7.56	150.00
0433 Comm#4-Telephone-Mobile	E	0.00	0.00	0.00	0.00	0.00	0.00
0440 Comm#4-Travel & Conferences	E	950.28	800.00	1,000.00	902.50	531.50	1,000.00
0450 Comm#4-Miscellaneous	E	0.00	0.00	0.00	97.50	97.50	0.00
0505 Comm Pct #4 - Machinery & Equipment	E	0.00	0.00	0.00	0.00	0.00	0.00
Commissioner Pct #4		91,273.35	91,895.09	97,928.81	97,928.81	83,133.29	101,039.86
0405 HUMAN RESOURCE DEPARTMENT							
=====							
0106 HUMAN RESOURCE OFFICER	E			0.00	25,600.00	21,760.00	37,044.00
0110 PARTIME MAILROOM/TELEPHONE OPERATOR	E			0.00	13,844.75	11,411.85	18,072.60
0205 FICA	E			0.00	3,017.52	2,537.64	4,216.42
0210 GROUP INSURANCE	E			0.00	5,340.06	4,746.72	7,513.44
0215 RETIREMENT	E			0.00	2,761.13	2,322.03	3,858.16
0220 RETIREMENT SDB	E			0.00	244.56	188.46	330.70
0225 UNEMPLOYMENT	E			0.00	92.48	77.38	165.35
0305 OFFICE SUPPLIES	E			0.00	774.59	728.36	2,000.00
0310 POSTAGE	E			0.00	273.36	216.46	475.00
0405 RENTALS AND CONTRACTS	E			0.00	0.00	0.00	500.00
0410 REPAIRS AND MAINTENANCE	E			0.00	350.00	110.00	500.00
0415 TELEPHONE	E			0.00	75.00	12.22	200.00
0425 DUES & SUBSCRIPTIONS	E			0.00	0.00	0.00	250.00

Account Number and Title	T C	Experience YEAR - 2009	Experience YEAR - 2010	Org Budget YEAR - 2011	Act Budget YEAR - 2011	Experience YEAR - 2011	Prop Budget YEAR - 2012
REPORTING FUND: 0010 GENERAL FUND							
0440 TRAVEL AND CONFERENCES	E			0.00	1,552.05	1,434.68	2,000.00
0450 MISCELLANEOUS	E			0.00	75.00	45.00	150.00
0505 Machinery & Equipment	E	0.00	0.00	0.00	0.00	0.00	1,500.00
-----							
HUMAN RESOURCE DEPARTMENT		0.00	0.00	0.00	54,000.50	45,590.80	78,775.67
0406 COUNTY JUDGE							
=====							
0115 SALARY-COUNTY JUDGE	E	42,161.49	43,274.65	43,260.00	43,260.00	38,268.55	45,423.00
0117 COUNTY JUDGE SUPP'L-J PRO	E	2,656.20	2,726.24	2,725.38	2,725.38	2,410.86	2,725.38
0118 SAL SUPP'L-TRAVEL ALLOW	E	3,794.41	3,894.55	3,893.40	3,893.40	3,444.02	4,088.07
0120 SALARY - PART-TIME (COMM. CRT)	E	43.20-	5,333.94	5,280.06	5,280.06	0.00	5,544.06
0122 SALARY SUPP'L-STATE COMPTROLLER	E	15,019.03	15,000.00	15,000.00	15,000.00	7,147.69	15,000.00
0125 SALARY-PURCHASING CLERK	E	0.00	0.00	0.00	0.00	0.00	0.00
0130 SALARY-CLERK (COMM. CRT)	E	7,262.10	9,603.75	13,523.08	13,523.08	8,520.00	14,199.23
0131 SALARY - OVERTIME	E	0.00	0.00	0.00	0.00	0.00	0.00
0205 F.I.C.A.	E	5,374.18	6,129.08	6,202.49	6,202.49	4,788.30	6,653.95
0210 GROUP INSURANCE	E	3,338.22	347.67	7,120.08	7,120.08	282.40	7,513.44
0215 RETIREMENT	E	4,962.60	5,608.59	5,675.48	5,675.48	4,381.60	6,088.58
0220 RETIREMENT-SDB	E	425.41	491.97	502.69	502.69	356.30	539.27
0225 COM CRT-UNEMPLOYMENT INS	E	77.99	44.68	56.40	56.40	14.86	63.00
0305 ComCrt-OFFICE SUPPLIES	E	818.36	819.77	3,500.00	3,500.00	934.54	3,500.00
0310 ComCrt-POSTAGE	E	224.88	339.62	800.00	800.00	28.82	800.00
0405 ComCrt-RENTALS & CONTRACTS	E	2,550.28	2,281.71	3,575.00	3,575.00	1,905.39	3,575.00
0410 ComCrt-REPAIRS & MAINTENANCE	E	520.00	0.00	5,000.00	5,000.00	827.50	5,000.00
0415 ComCrt-TELEPHONE	E	1,865.15	82.27	1,800.00	1,800.00	97.80	1,800.00
0425 ComCrt-DUES & SUBSCRIPTIONS	E	1,215.00	362.00	2,500.00	2,500.00	1,335.00	2,500.00
0430 ComCrt-OFFICE RENT	E	0.00	0.00	0.00	0.00	0.00	0.00
0433 ComCrt-TELEPHONE-MOBILE	E	0.00	0.00	0.00	0.00	0.00	0.00
0435 ComCrt-ADV. & LEGAL NOTICES	E	714.12	609.50	2,500.00	2,500.00	0.00	2,500.00
0440 ComCrt-TRAVEL & CONFERENCES	E	723.35	1,181.31	1,000.00	1,000.00	1,060.85	1,000.00
0450 ComCrt-MISCELLANEOUS	E	0.00	0.00	0.00	0.00	279.00	0.00
0505 ComCrt-MACHINERY & EQUIPMENT	E	73.59-	99.99	4,550.00	4,550.00	830.49	4,550.00
-----							
COUNTY JUDGE		93,585.98	98,231.29	128,464.06	128,464.06	76,913.97	133,062.98
0407 INDIGENT DEFENSE							
=====							
0120 PART TIME COORDINATOR	E	0.00	0.00	0.00	0.00	0.00	0.00
0131 SALARY - OVERTIME	E	0.00	0.00	0.00	0.00	0.00	0.00
0205 F.I.C.A.	E	0.00	0.00	0.00	0.00	0.00	0.00
0210 GROUP INSURANCE	E	0.00	0.00	0.00	0.00	0.00	0.00
0215 RETIREMENT	E	0.00	0.00	0.00	0.00	0.00	0.00
0220 RETIREMENT-SDB	E	0.00	0.00	0.00	0.00	0.00	0.00
0225 INDIGENT DEFENSE-UNEMPLOYMENT INS.	E	0.00	0.00	0.00	0.00	0.00	0.00
0305 INDIGENT DEF.-OFFICE SUPPLIES	E	0.00	0.00	1,500.00	1,500.00	0.00	1,500.00
0310 INDIGENT DEF.-POSTAGE	E	0.00	0.00	1,000.00	1,000.00	0.00	1,000.00
0405 INDIGENT DEF- RENTALS & CONTRACTS	E	0.00	0.00	0.00	0.00	0.00	0.00
0410 INDIGENT DEF.-REPAIR & MAINT	E	0.00	0.00	0.00	0.00	0.00	0.00
0420 INDIGENT DEF.-PROFESSIONAL SVCS	E	0.00	0.00	2,000.00	2,000.00	0.00	2,000.00
0440 INDIGENT DEF.- TRAVEL AND CONFERENC	E	0.00	0.00	500.00	500.00	0.00	500.00
0452 GRANT ADMINISTRATION EXPENSE	E	0.00	0.00	0.00	0.00	0.00	0.00
0478 JUVY CT APP ATTY	E	11,447.00	14,783.83	40,000.00	40,000.00	8,171.50	40,000.00
0479 ADULT COURT APP ATTY	E	25,073.00	30,537.50	29,500.00	29,750.00	19,817.50	29,500.00
0505 INDIGENT DEF.-MACHINERY & EQUIPMENT	E	0.00	0.00	0.00	0.00	0.00	0.00
-----							
INDIGENT DEFENSE		36,520.00	45,321.33	74,500.00	74,750.00	27,989.00	74,500.00

Account Number and Title	T C	Experience YEAR - 2009	Experience YEAR - 2010	Org Budget YEAR - 2011	Act Budget YEAR - 2011	Experience YEAR - 2011	Prop Budget YEAR - 2012
REPORTING FUND: 0010 GENERAL FUND							
0408 EMC/ROAD & BRIDGE DEVELOPMENT COORD							
=====							
0123 SALARY - COORDINATOR	E	0.00	1,499.68	30,000.00	30,000.00	26,532.80	36,225.00
0130 SALARY SECRETARY	E	0.00	0.00	0.00	0.00	0.00	0.00
0131 SALARY - OVERTIME	E	0.00	0.00	0.00	0.00	1,222.10	0.00
0205 F I C A	E	0.00	114.73	2,295.00	2,295.00	2,123.23	2,771.21
0210 GROUP INSURANCE	E	0.00	0.00	7,120.08	7,120.08	5,340.06	7,513.44
0215 RETIREMENT	E	0.00	104.98	2,100.00	2,100.00	1,942.80	2,535.75
0220 RETIREMENT-SDB	E	0.00	9.30	186.00	186.00	157.41	224.60
0225 UNEMPLOYMENT INS	E	47.44	0.00	90.00	90.00	60.34	108.67
0305 EMC-OFFICE SUPPLIES	E	0.00	61.94	0.00	200.00	103.07	800.00
0310 EMC-POSTAGE	E	0.00	0.00	0.00	0.00	6.46	200.00
0405 EMC-RENTALS & CONTRACTS	E	0.00	0.00	0.00	0.00	0.00	0.00
0410 EMC-REPAIRS & MAINTENANCE	E	0.00	45.00	360.00	360.00	225.74	750.00
0412 VEHICLE REPAIRS & MAINT	E			0.00	0.00	0.00	900.00
0414 FUEL	E			0.00	0.00	0.00	3,100.00
0415 EMC-TELEPHONE	E	0.46	0.47	0.00	0.00	0.00	100.00
0433 MOBILE PHONE/AIR CARDS	E		607.88	700.00	700.00	314.74	2,000.00
0440 EMC-TRAVEL & CONFERENCE	E	0.00	0.00	800.00	981.70	340.70	1,400.00
0450 MISCELLANEOUS	E	120.00	0.00	400.00	200.00	82.61	400.00
0505 MACHINERY & EQUIPMENT	E	1,322.00	0.00	0.00	0.00	0.00	500.00
-----							
EMC/ROAD & BRIDGE DEVELOPMENT COORD		1,489.90	2,443.98	44,051.08	44,232.78	38,452.06	59,528.67
0409 COUNTY CLERK							
=====							
0105 SALARY-ELECTED OFFICIAL	E	42,161.41	43,274.65	43,260.00	43,260.00	38,268.55	45,423.00
0110 SALARY-DEPUTIES & ASSTS	E	97,965.05	100,556.88	103,784.28	103,580.98	87,248.70	114,367.97
0131 SALARY - OVERTIME	E	603.57	78.49	0.00	203.30	121.44	0.00
0205 F.I.C.A	E	10,015.69	10,371.11	11,248.89	11,248.89	8,940.29	12,224.01
0210 GROUP INSURANCE	E	30,882.23	32,716.61	35,600.40	35,600.40	28,776.99	37,567.20
0215 RETIREMENT	E	9,851.19	10,073.91	10,293.10	10,293.10	8,794.90	11,185.37
0220 RETIREMENT-SDB	E	844.28	883.63	911.67	911.67	713.67	990.70
0225 C CLK-UNEMPLOYMENT INS	E	401.22	292.38	311.35	311.35	196.91	479.37
0305 C CLK-OFFICE SUPPLIES	E	11,334.24	10,381.49	12,500.00	15,000.00	10,056.90	12,500.00
0310 C CLK-POSTAGE	E	2,741.14	2,487.64	6,500.00	5,000.00	2,092.20	6,000.00
0405 C CLK-RENTALS & CONTRACTS	E	10,870.66	15,115.34	15,500.00	14,500.00	10,278.96	10,750.00
0410 C CLK-REPAIRS & MAINTENANCE	E	210.81	1,079.46	1,000.00	1,000.00	259.38	1,000.00
0415 C CLK-TELEPHONE	E	339.81	244.48	500.00	500.00	129.29	500.00
0420 C CLK PROFESSIONAL SERVICES	E	70,658.25	67,243.56	70,000.00	70,000.00	56,380.21	75,500.00
0425 C CLK-DUES & SUBSCRIPTIONS	E	120.00	120.00	250.00	300.00	253.00	250.00
0440 C CLK-TRAVEL & CONFERENCES	E	3,293.47	2,914.41	4,500.00	4,783.15	2,864.52	4,500.00
0450 C CLK-MISCELLANEOUS	E	0.00	357.00	750.00	700.00	20.00	750.00
0505 C CLK-MACHINERY & EQUIPMENT	E	240.80	205.00	2,500.00	2,500.00	971.41	1,750.00
0506 SOFTWARE-TYLER-COURT	E	0.00	0.00	0.00	0.00	0.00	0.00
-----							
COUNTY CLERK		292,533.82	298,396.04	319,409.69	319,692.84	256,367.32	335,737.62
0412 COUNTY AUDITOR							
=====							
0106 SALARY-APPOINTED OFFICIAL	E	67,037.11	69,403.57	44,557.80	44,557.80	40,616.70	48,000.00
0110 SALARY-DEPUTIES & ASSISTANTS	E	87,758.88	106,977.34	139,385.62	132,122.57	113,217.71	144,961.04
0131 SALARY - OVERTIME	E	2,349.01	738.15	0.00	7,263.05	3,268.18	0.00
0205 F I C A	E	11,707.82	13,214.48	14,071.67	14,071.67	11,565.41	14,761.52
0210 GROUP INSURANCE	E	19,910.17	24,873.98	35,600.40	35,600.40	28,529.51	37,567.20

Account Number and Title	T C	Experience YEAR - 2009	Experience YEAR - 2010	Org Budget YEAR - 2011	Act Budget YEAR - 2011	Experience YEAR - 2011	Prop Budget YEAR - 2012
REPORTING FUND: 0010 GENERAL FUND							
0215 RETIREMENT	E	11,000.15	12,378.23	12,876.04	12,876.04	10,997.15	13,507.27
0220 RETIREMENT-SDB	E	942.92	1,086.03	1,140.45	1,140.45	892.17	1,196.36
0225 AUD-UNEMPLOYMENT INS	E	625.68	510.14	551.83	551.83	641.53	573.90
0305 Aud-OFFICE SUPPLIES	E	4,782.70	5,646.62	4,120.00	3,760.07	2,948.37	4,284.80
0310 Aud-POSTAGE	E	101.11	118.32	257.50	257.50	79.47	267.80
0405 Aud-RENTALS & CONTRACTS	E	6,359.09	6,387.99	7,210.00	7,210.00	5,440.00	7,498.40
0410 Aud-REPAIRS & MAINTENANCE	E	1,879.08	805.30	5,150.00	5,150.00	5,141.62	5,356.00
0415 Aud-TELEPHONE	E	81.60	101.52	103.00	103.00	87.25	107.12
0420 Aud-Licenses and Fees	E	40.00	465.00	515.00	874.93	934.83	535.60
0425 Aud-DUES & SUBSCRIPTIONS	E	939.00	1,379.00	1,236.00	1,386.00	1,233.25	1,285.44
0428 UNIFORMS	E			0.00	0.00	0.00	535.60
0433 Aud-TELEPHONE-MOBILE	E	0.00	117.04	515.00	515.00	219.81	0.00
0440 Aud-TRAVEL & CONFERENCES	E	4,879.94	9,190.12	6,180.00	6,180.00	4,926.56	6,427.20
0445 Aud-TRAVEL ALLOWANCE	E	0.00	858.38	2,575.00	2,497.11	216.90	2,678.00
0450 Aud-MISCELLANEOUS	E	0.00	2,022.98	875.50	906.00	716.00	910.52
0505 Aud-MACHINERY & EQUIPMENT	E	7,956.92	7,947.37	8,240.00	8,287.39	6,997.39	8,569.60
-----		-----	-----	-----	-----	-----	-----
COUNTY AUDITOR		228,351.18	264,221.56	285,160.81	285,310.81	238,669.81	299,023.37
0415 TAX ASSESSOR & COLLECTOR							
=====							
0105 SALARY-ELECTED OFFICIAL	E	42,161.41	43,274.65	43,260.00	43,260.00	38,268.55	45,423.00
0110 SALARY-DEPUTIES & ASSTS	E	113,540.27	122,720.00	122,756.87	122,756.87	108,577.94	129,986.71
0120 SALARY-TEMP & EXTRA HELP	E	0.00	0.00	0.00	0.00	0.00	0.00
0131 SALARY - OVERTIME	E	943.97	1,026.65	2,067.92	2,067.92	1,091.03	2,171.32
0205 F I C A	E	11,476.24	12,736.15	12,857.88	12,857.88	11,281.22	13,584.95
0210 GROUP INSURANCE	E	31,137.94	33,398.96	35,600.40	35,600.40	31,150.35	37,567.20
0215 RETIREMENT	E	10,962.84	11,691.50	11,768.44	11,768.44	10,355.66	12,430.67
0220 RETIREMENT-SDB	E	939.60	1,025.79	1,042.13	1,042.13	840.50	1,101.00
0225 TAX-UNEMPLOYMENT INS	E	461.82	188.20	374.47	374.47	249.48	532.74
0305 T Coll-OFFICE SUPPLIES	E	2,407.06	1,670.01	3,700.00	3,700.00	1,561.93	3,700.00
0310 T Coll-POSTAGE	E	4,227.95	4,225.75	5,000.00	5,000.00	3,690.24	5,000.00
0405 T Coll-RENTALS & CONTRACTS	E	3,434.42	3,471.14	3,500.64	3,500.64	1,091.43	3,500.64
0410 T Coll-REPAIRS & MAINTENANCE	E	0.00	1,561.32	2,000.00	2,000.00	95.00	2,000.00
0415 T Coll-TELEPHONE	E	566.45	119.56	900.00	900.00	139.35	900.00
0422 T Coll-TAX ROLL PREPARATION	E	0.00	0.00	0.00	0.00	0.00	0.00
0425 T Coll-DUES & SUBSCRIPTIONS	E	97.30	314.94	500.00	500.00	140.00	500.00
0435 T Coll-ADV & LEGAL NOTICES	E	0.00	0.00	0.00	0.00	0.00	0.00
0436 T Coll-TITLE REPORTS	E	0.00	0.00	0.00	0.00	0.00	0.00
0440 T Coll-TRAVEL & CONFERENCES	E	787.94	2,190.69	5,000.00	5,000.00	1,615.27	5,000.00
0450 T Coll-MISCELLANEOUS	E	0.00	0.00	500.00	500.00	0.00	500.00
0505 T Coll-MACHINERY & EQUIPMENT	E	0.00	1,436.26	1,500.00	1,500.00	0.00	1,500.00
-----		-----	-----	-----	-----	-----	-----
TAX ASSESSOR & COLLECTOR		223,145.21	241,051.57	252,328.75	252,328.75	210,147.95	265,398.23
0418 COUNTY TREASURER							
=====							
0105 SALARY-ELECTED OFFICIAL	E	42,161.41	43,274.65	43,260.00	43,260.00	38,268.55	45,423.00
0110 SALARY-DEPUTIES & ASSTS	E	58,481.94	56,443.90	62,368.56	36,768.56	28,701.15	33,585.55
0120 SALARY - PARTTIME	E	12,562.98	15,625.30	17,422.25	3,577.50	5,261.50	0.00
0131 SALARY - OVERTIME	E	0.00	0.00	0.00	0.00	393.19	0.00
0205 F I C A	E	8,322.58	8,616.19	9,413.40	6,395.88	5,509.38	6,044.15
0210 GROUP INSURANCE	E	17,646.08	19,846.59	21,360.24	16,020.18	10,927.60	15,026.88
0215 RETIREMENT	E	7,924.53	8,074.13	8,613.56	5,852.43	5,083.76	5,530.60
0220 RETIREMENT-SDB	E	679.16	708.58	762.92	518.36	411.91	489.85

Account Number and Title	T C	Experience YEAR - 2009	Experience YEAR - 2010	Org Budget YEAR - 2011	Act Budget YEAR - 2011	Experience YEAR - 2011	Prop Budget YEAR - 2012
REPORTING FUND: 0010 GENERAL FUND							
0225 TREAS-UNEMPLOYMENT INS	E	304.44	222.01	239.37	146.89	75.31	237.03
0305 Treas-OFFICE SUPPLIES	E	2,760.70	2,472.34	2,500.00	2,270.00	2,269.38	2,000.00
0310 Treas-POSTAGE	E	1,651.83	1,595.87	2,500.00	1,630.00	1,018.21	1,900.00
0405 Treas-RENTALS & CONTRACTS	E	114.92	130.44	800.00	439.63	113.00	600.00
0410 Treas-REPAIRS & MAINTENANCE	E	643.45	0.00	1,000.00	660.37	265.97	600.00
0415 Treas-TELEPHONE	E	140.14	68.86	200.00	125.00	41.67	125.00
0425 Treas-DUES & SUBSCRIPTIONS	E	607.50	449.94	900.00	750.00	407.85	750.00
0440 Treas-TRAVEL & CONFERENCES	E	2,658.52	2,867.68	3,000.00	2,650.00	2,579.14	3,000.00
0450 Treas-MISCELLANEOUS	E	21.00	86.00	200.00	125.00	71.50	125.00
0505 Treas-MACHINERY & EQUIPMENT	E	2,500.00	1,779.99	1,500.00	1,000.00	439.88	1,493.30
COUNTY TREASURER		159,181.18	162,262.47	176,040.30	122,189.80	101,838.95	116,930.36
0421 BUILDING MAINTENANCE							
0105 SALARY-ELECTED OFFICIAL	E	0.00	0.00	0.00	0.00	0.00	0.00
0108 SALARY-BLDG & MAINTENANCE	E	27,728.64	20,590.27	28,568.52	28,568.52	25,171.20	29,996.95
0109 SALARY-MAINTENANCE-OVERTIME	E	0.00	0.00	0.00	0.00	0.00	0.00
0111 SALARY-MAINTENANCE-PARTTIME	E	0.00	0.00	0.00	0.00	0.00	0.00
0118 SAL SUPP'L-TRAVEL ALLOW	E	0.00	0.00	0.00	0.00	0.00	0.00
0131 SALARY - OVERTIME	E	0.00	0.00	0.00	0.00	0.00	0.00
0205 F I C A	E	2,080.82	1,574.56	2,185.49	2,185.49	1,925.62	2,294.76
0210 GROUP INSURANCE	E	6,227.59	3,374.99	7,120.08	7,120.08	6,230.07	7,513.44
0215 RETIREMENT	E	1,941.05	1,441.34	1,999.79	1,999.79	1,762.03	2,099.78
0220 RETIREMENT-SDB	E	166.26	127.17	177.12	177.12	143.08	185.98
0225 B&M-UNEMPLOYMENT INS	E	110.71	81.06	85.71	85.71	57.24	90.00
0305 Bldg/Mt-OFFICE SUPPLIES	E	217.68	52.68	300.00	300.00	0.00	300.00
0307 Bldg/Mt-JANITORIAL SUPPLIES	E	10,138.32	11,863.39	15,000.00	15,000.00	9,415.54	15,000.00
0310 Bldg/Mt-POSTAGE	E	0.00	0.00	37.00	37.00	0.00	37.00
0405 Bldg/Mt-RENTALS & CONTRACTS	E	0.00	0.00	0.00	0.00	0.00	0.00
0407 RENTALS & CONTRACTS- DSL/CIRA	E	342.00	6,697.51	5,000.00	5,000.00	0.00	5,000.00
0408 Bldg/Mt-COURTHOUSE	E	0.00	0.00	0.00	0.00	0.00	0.00
0409 SHERIFF/DEPT REPAIRS AND MAINTENANC	E	0.00	0.00				
0410 Bldg/Mt-REPAIRS & MAINTENANCE	E	26,949.38	17,496.33	33,020.00	33,020.00	17,286.08	33,020.00
0411 Bldg/Mt-SUPPLEMENT-JANITORIAL SERV	E	0.00	0.00	0.00	0.00	0.00	0.00
0412 LAWN CARE	E	0.00	0.00	0.00	0.00	0.00	0.00
0415 Bldg/Mt-TELEPHONE	E	0.00	0.00	0.00	0.00	0.00	0.00
0420 Bldg/Mt-PROFESSIONAL SERVICES	E	0.00	0.00	0.00	0.00	0.00	0.00
0428 UNIFORMS-BLDG. MAINTENANCE	E	346.50	456.46	300.00	300.00	326.78	300.00
0433 Bldg/Mt-TELEPHONE-MOBILE	E	0.00	0.00	0.00	0.00	0.00	0.00
0440 Bldg/Mt-TRAVEL & CONFERENCES	E	0.00	0.00	0.00	0.00	0.00	0.00
0445 Bldg/Mt-VEHICLE ALLOWANCE	E	0.00	0.00	0.00	0.00	0.00	0.00
0450 Bldg/Mt-MISCELLANEOUS	E	0.00	59.00	500.00	500.00	57.00	500.00
0451 Bldg/Mt-WATER	E	2,568.35	2,067.25	3,000.00	3,000.00	1,697.65	3,000.00
0474 Bldg/Mt-JANITORIAL SERVICES	E	0.00	0.00	0.00	0.00	0.00	0.00
0505 Bldg/Mt-MACHINERY & EQUIPMENT	E	6,586.00	1,606.03	35,918.40	35,918.40	0.00	35,918.40
0507 CAPITAL IMPROVEMENTS	E	0.00	0.00	0.00	0.00	0.00	0.00
0600 SPECIAL PROJECT HOSPITAL ROOF 2010	E	0.00	0.00	0.00	0.00	0.00	0.00
BUILDING MAINTENANCE		85,403.30	67,488.04	133,212.11	133,212.11	64,072.29	135,256.31

Account Number and Title	T C	Experience YEAR - 2009	Experience YEAR - 2010	Org Budget YEAR - 2011	Act Budget YEAR - 2011	Experience YEAR - 2011	Prop Budget YEAR - 2012
REPORTING FUND: 0010 GENERAL FUND							
0422 HISTORICAL COURTHOUSE EXPENDITURES							
=====							
0401 PROFESSIONAL SERVICES - ARCHITECT	E	6,624.84	3,013.85	7,000.00	7,000.00	3,343.08	7,000.00
0410 REPAIRS & MAINTENANCE/COURTHOUSE	E	8,505.00	14,308.43	18,000.00	18,000.00	5,458.94	18,000.00
0412 DONATED COURTHOUSE DECORATIONS	E		0.00	1,000.00	1,000.00	385.55	1,000.00
0505 MACHINERY & EQUIPMENT	E	0.00	0.00	10,500.00	10,500.00	0.00	10,500.00
0510 MISC HIST COURTHOUSE EXPENSE	E	374.82	346.53	1,000.00	1,000.00	380.77	1,000.00
0590 REIMBURSEMENTS - ARCHTECT	E	0.00	0.00	0.00	0.00	0.00	0.00
-----							
HISTORICAL COURTHOUSE EXPENDITURES		15,504.66	17,668.81	37,500.00	37,500.00	9,568.34	37,500.00
0424 NON-DEPARTMENTAL							
=====							
0001 CIRA GRANT	I	0.00	0.00	0.00	0.00	0.00	0.00
0131 SALARY - OVERTIME	E	0.00	0.00	0.00	0.00	0.00	0.00
0132 GRIMES HEALTH RESOURCE SECRETARY	E	0.00	0.00	0.00	0.00	0.00	0.00
0308 POSTAGE SUPPLIES	E	502.57	5,646.53	6,000.00	8,431.60	1,219.63	6,000.00
0381 SS 381 HRI REIMBURSEMENT	E		0.00	0.00	0.00	0.00	0.00
0401 COMPUTER TECHNICIAN	E	0.00	27,300.00	40,000.00	40,000.00	8,798.50	40,000.00
0405 RENTALS/CONTRACTS	E	4,597.75	1,304.00	12,000.00	12,000.00	3,384.39	12,000.00
0406 RENTALS/CONTRACTS-TELEPHONE	E	5,730.57	10,449.84	25,085.68	25,085.68	24,114.54	25,085.68
0407 RENTALS & CONTRACTS-DSL/CIRA	E	0.00	0.00	0.00	0.00	0.00	0.00
0415 TELEPHONE	E	233,495.28	74,890.34	72,000.00	72,197.01	48,551.09	72,000.00
0417 ATTORNEYS	E	105.50	0.00	20,000.00	20,000.00	3,680.13	20,000.00
0418 AUDITORS	E	38,087.00	37,900.00	42,000.00	42,000.00	22,500.00	42,000.00
0419 ENGINEERING SERVICES	E	125.00	250.00	4,500.00	4,500.00	500.00	4,500.00
0420 CAFETERIA FEE-SECTION 125	E	0.00	0.00	0.00	0.00	0.00	0.00
0421 CIRA GRANT	E	0.00	0.00	0.00	0.00	0.00	0.00
0422 COUNTY ROAD MAPPING PROJECT	E	0.00	0.00	0.00	0.00	0.00	0.00
0424 TAC DUES	E	0.00	1,090.00	1,500.00	1,500.00	1,090.00	1,500.00
0425 DUES, SUBSCRIPTIONS	E	0.00	0.00	0.00	0.00	0.00	0.00
0430 ASSEMENTS OF COUNTY ROADS-BASS ASS.	E	0.00	0.00	0.00	0.00	0.00	0.00
0431 CHILD WELFARE	E	9,500.00	9,500.00	9,500.00	9,500.00	0.00	9,500.00
0434 BEDIAS LIBRARY	E			1,000.00	1,000.00	1,000.00	4,303.00
0435 SHATTERED DREAMS	E	0.00	1,000.00	0.00	0.00	0.00	0.00
0436 CHRISTIAN COMM SERVICES	E	2,000.00	2,000.00	2,000.00	2,000.00	2,000.00	2,000.00
0437 BEDIAS FOOD BANK	E		0.00	500.00	500.00	500.00	500.00
0439 STAR PROGRAM-EDUCATION CONNECTION	E	3,200.00	2,877.09	3,200.00	3,200.00	2,066.06	3,200.00
0442 GRIMES CTY CHAMBER OF COMMERCE	E	0.00	0.00	1,500.00	1,500.00	1,500.00	1,500.00
0443 BRAZOS VALLEY VETERANS MEMORIAL PK	E	0.00	0.00	0.00	0.00	0.00	0.00
0444 911 ADDRESSING RESIDENCE SIGNS	E	0.00	0.00	0.00	0.00	0.00	0.00
0445 CITY OF NAVASOTA LIBRARY	E	7,500.00	7,500.00	7,500.00	7,500.00	7,500.00	10,000.00
0446 NAVASOTA THEATER ALLIANCE	E	0.00	0.00	0.00	0.00	0.00	0.00
0447 LAW LIBRARY SUPPLEMENT	E	0.00	0.00	0.00	0.00	0.00	0.00
0448 BIG 8 R C & D	E	200.00	200.00	200.00	200.00	200.00	200.00
0449 CRIME STOPPERS	E	0.00	0.00	0.00	0.00	0.00	0.00
0450 MISCELLANEOUS	E	56,825.21	56,001.68	58,800.00	57,040.00	35,479.01	58,800.00
0451 Solid Waste Contingency Tipping Fee	E	20,100.00	16,800.00	24,000.00	24,000.00	15,400.00	24,000.00
0452 CONTINGENCY FOR COUNTY COURT AT LAW	E	0.00	0.00	0.00	0.00	0.00	0.00
0453 BEDIAS CREEK S.W.C.D.	E	750.00	750.00	750.00	750.00	750.00	750.00
0454 BRAZOS VALLEY COUNCIL OF GOVERNMENT	E	5,500.00	5,000.00	9,500.00	9,500.00	3,750.00	9,500.00
0455 GRIMES CO HEALTH RESOURCES	E	10,000.00	12,564.52	10,000.00	14,560.00	14,334.50	10,000.00
0458 M. H. M. R.	E	10,000.00	10,000.00	10,000.00	10,000.00	10,000.00	10,000.00
0459 NAVASOTA S. W. C. D.	E	1,700.00	1,700.00	1,700.00	1,700.00	1,700.00	1,700.00
0460 HEALTH FOR ALL - BRYAN	E	0.00	2,000.00	2,000.00	2,000.00	0.00	2,000.00

Account Number and Title	T C	Experience YEAR - 2009	Experience YEAR - 2010	Org Budget YEAR - 2011	Act Budget YEAR - 2011	Experience YEAR - 2011	Prop Budget YEAR - 2012
REPORTING FUND: 0010 GENERAL FUND							
0475 RSVP	E	1,000.00	1,000.00	1,000.00	1,000.00	0.00	1,000.00
0476 AUTOPSIES	E	79,749.75	87,634.00	175,000.00	175,000.00	83,475.00	175,000.00
0478 UPL PROGRAM	E			0.00	0.00	0.00	350,000.00
0479 FIDELITY BONDS	E	7,000.00	1,299.50	7,000.00	7,000.00	4,119.00	7,000.00
0480 INSURANCE	E	265,112.94	221,597.04	300,000.00	300,000.00	229,000.78	300,000.00
0481 WORKERS COMPENSATION INS	E	163.81	60,408.56	101,000.00	101,000.00	40,971.02	101,000.00
0482 PROFESSIONAL SERVICES	E	0.00	0.00	0.00	0.00	0.00	0.00
0483 CONSULTING FEES	E	0.00	5,000.00	5,000.00	5,000.00	0.00	5,000.00
0485 UTILITIES	E	162,916.56	162,039.30	218,000.00	218,000.00	152,723.89	218,000.00
0490 Tx 21 Project	E	0.00	0.00	0.00	0.00	0.00	0.00
0491 GRIMES COUNTY HISTORICAL COMMISSION	E	0.00	0.00	1,500.00	1,500.00	0.00	1,500.00
0492 GRIMES CO SENIOR CITIZENS	E	3,000.00	3,000.00	3,000.00	3,000.00	3,000.00	3,000.00
0493 GRIMES CO PROGRESS ASSN	E	3,000.00	3,000.00	3,000.00	3,000.00	0.00	3,000.00
0494 GRIMES ST.JOSEPH HOSPITAL	E	151,222.00	59,314.00	100,000.00	100,000.00	0.00	100,000.00
0495 GRIMES CHAMBER OF COMM BRAZOS TRAIL	E	0.00	0.00	0.00	0.00	0.00	0.00
0496 AMBULANCE SERVICE	E	350,000.04	350,000.04	350,000.00	350,000.00	345,833.35	0.00
0497 ESTRAY EXPENSES	E	0.00	0.00	6,000.00	6,000.00	3,723.50	6,000.00
0498 FIRST RESPONDERS	E	15,000.00	15,000.00	15,000.00	15,000.00	15,000.00	15,000.00
0505 MACHINERY & EQUIPMENT	E	0.00	0.00	0.00	0.00	0.00	0.00
0506 CAPITAL LEASE-POSTAGE MACHINE	E	630.00	1,890.00	3,300.00	3,300.00	2,264.94	3,300.00
0507 CAPITOL LEASE - MAINFRAME (S.O.)	E	0.00	0.00	0.00	0.00	0.00	0.00
0508 CAPITAL OUTLAY	E	0.00	0.00	0.00	0.00	0.00	0.00
0615 TELEPHONE RECORDING	E	0.00	0.00	0.00	0.00	0.00	0.00
NON-DEPARTMENTAL		1,448,713.98	1,257,906.44	1,654,035.68	1,659,464.29	1,087,690.07	1,659,838.68
0427 VOTERS REGISTRATION							
=====							
0011 SALARY-ELECTION ADMINISTRATOR	E	32,675.18	33,526.58	33,655.45	33,655.45	29,658.04	35,338.22
0110 SALARY-DEPUTY	E	20,890.80	20,918.60	21,506.40	21,506.40	15,602.13	22,581.72
0120 SALARY-TEMP & EXTRA HELP	E	3,589.95	4,230.33	4,082.08	4,082.08	2,060.36	4,286.18
0127 ELECTION JUDGES	E	27,971.97	34,165.62	30,000.00	30,000.00	16,524.78	31,500.00
0131 SALARY - OVERTIME	E	1,612.14	2,078.21	1,861.13	1,861.13	1,969.21	1,954.19
0205 F I C A	E	4,797.27	5,574.58	4,674.54	4,674.54	4,387.46	4,908.26
0210 GROUP INSURANCE	E	12,182.51	11,005.18	14,240.16	14,240.16	10,086.78	15,026.88
0215 RETIREMENT	E	4,014.08	4,176.96	4,277.36	4,277.36	3,128.11	4,491.22
0220 RETIREMENT-SDB	E	344.04	366.15	378.85	378.85	254.84	397.79
0225 VOTERS-UNEMPLOYMENT INS	E	116.03	141.20	183.32	183.32	136.36	192.48
0305 Voters-OFFICE SUPPLIES	E	877.68	5,184.37	4,000.00	4,000.00	2,339.51	5,000.00
0310 Voters-POSTAGE	E	4,383.77	5,378.02	6,000.00	6,000.00	1,088.20	7,500.00
0405 Voters-RENTALS & CONTRACTS	E	11,870.53	27,175.62	20,786.00	14,186.00	2,570.07	30,000.00
0410 Voters - Repairs & Maintenance	E	628.89	8,843.24	10,000.00	10,000.00	755.08	10,000.00
0415 Voters-TELEPHONE	E	444.54	175.61	600.00	600.00	41.30	600.00
0420 Voters-PROFESSIONAL SERVICES	E	13,918.00	8,615.00	10,486.90	17,086.90	14,253.24	3,000.00
0425 DUES & SUBSCRIPTIONS	E	264.50	262.00	300.00	425.00	366.50	300.00
0435 Voters-ADV & LEGAL NOTICES	E	1,313.02	3,657.53	2,000.00	2,000.00	200.00	2,000.00
0437 Voters-PRINTING ELECTION SETS	E	4,288.36	3,663.34	3,500.00	8,500.00	6,567.33	8,500.00
0438 Voters-ELECTION COSTS - MISC.	E	799.61	1,876.93	1,045.10	1,045.10	376.83	1,000.00
0440 Voters-TRAVEL & CONFERENCES	E	2,717.10	2,217.99	4,000.00	3,875.00	2,592.56	4,000.00
0450 Voters-MISCELLANEOUS	E	1,266.21	8,401.09	1,486.90	1,486.90	510.26	1,500.00
0451 SPECIAL ELECTION EXPENSES	E	9,765.97	7,133.58	13,000.00	1,898.00	1,898.00	14,500.00
0485 Voters-UTILITIES	E	0.00	0.00	0.00	0.00	0.00	0.00
0505 Voters-MACHINERY & EQUIPMENT	E	21,551.15	5,026.80	16,633.20	22,735.20	10,893.38	10,000.00
0571 Voters-CAPL LEASE-CENTRAL COUNTING	E	0.00	0.00	0.00	0.00	0.00	0.00
VOTERS REGISTRATION		182,283.30	203,794.53	208,697.39	208,697.39	128,260.33	218,576.94

Account Number and Title	T C	Experience YEAR - 2009	Experience YEAR - 2010	Org Budget YEAR - 2011	Act Budget YEAR - 2011	Experience YEAR - 2011	Prop Budget YEAR - 2012
REPORTING FUND: 0010 GENERAL FUND							
0428 ADULT PROBATION							
=====							
0110 SALARY COMMUNITY SERVICE PROVIDER	E	20,857.60	21,424.00	21,507.22	21,507.22	18,952.00	22,582.58
0131 SALARY - OVERTIME	E	0.00	0.00	0.00	0.00	0.00	0.00
0205 SOCIAL SECURITY	E	1,585.03	1,639.03	1,645.30	1,645.30	1,449.86	1,727.57
0210 INSURANCE	E	6,227.59	6,679.79	7,120.08	7,120.08	6,230.07	7,513.44
0215 RETIREMENT	E	1,460.04	1,499.68	1,505.51	1,505.51	1,326.64	1,580.79
0220 RETIREMENT-SDB	E	125.15	131.55	133.34	133.34	107.67	140.01
0225 UNEMPLOYMENT	E	83.27	61.22	64.52	64.52	43.10	67.75
0305 OFFICE SUPPLIES	E	239.84	393.11	550.00	484.11	0.00	550.00
0405 A Pro-RENTALS-COPIERS	E	2,533.34	2,504.00	2,500.00	2,565.89	2,159.89	2,500.00
0410 A.Pro-REPAIRS & MAINTANCE	E	94.41	0.00	150.00	150.00	0.00	150.00
0414 A Prob -Fuel	E	500.00	0.00	1,100.00	1,100.00	0.00	1,100.00
0494 A Pro-PROBATION DEPT EXPENSES	E	0.00	0.00	0.00	0.00	0.00	0.00
0505 A.Pro-MACHINERY & EQUIPMENT	E	1,292.51	1,036.32	1,500.00	1,500.00	0.00	1,500.00
-----							
ADULT PROBATION		34,998.78	35,368.70	37,775.97	37,775.97	30,269.23	39,412.14
0430 DISTRICT ATTORNEY							
=====							
0106 SALARY-ASST DISTRICT ATTY #1	E	65,820.86	74,273.96	74,574.39	74,574.39	65,708.47	78,303.11
0107 SALARY-ASST DISTRICT ATTY #2	E	44,884.78	46,051.29	46,230.95	46,230.95	40,737.60	53,377.87
0110 SALARY-LEGAL SECRETARY & CLERK	E	82,246.32	74,075.37	84,875.74	84,434.14	71,931.99	89,119.53
0112 INVESTIGATOR	E	44,915.78	47,077.32	46,112.48	46,112.48	40,627.20	48,418.10
0113 ASST DA LONGEVITY PAY	E	4,614.61	4,560.14	4,517.31	4,517.31	4,033.97	5,040.00
0117 SALARY-SECRETARY DA SUPPLEMENT	E	0.00	0.00	0.00	0.00	0.00	0.00
0120 Salary-Part time/Temporary	E	0.00	0.00	0.00	0.00	0.00	0.00
0122 SALARY-INVESTIGATOR DA SUPPLEMENT	E	0.00	0.00	0.00	0.00	0.00	0.00
0131 SALARY - OVERTIME	E	2,829.27	582.91	0.00	441.60	477.12	0.00
0205 SOCIAL SECURITY	E	17,913.32	17,962.80	19,607.79	19,607.79	16,277.06	20,980.78
0210 GROUP INSURANCE	E	37,365.53	36,187.20	42,720.48	42,720.48	37,380.42	45,080.64
0215 RETIREMENT	E	17,171.73	17,263.66	17,941.76	17,941.76	15,646.31	19,198.10
0220 RETIREMENT-SDB	E	1,472.09	1,513.88	1,589.13	1,589.13	1,270.51	1,700.40
0225 DA-UNEMPLOYMENT INSURANCE	E	961.36	717.67	768.93	768.93	508.73	822.78
0305 D Att-OFFICE SUPPLIES	E	5,831.86	4,417.91	6,000.00	5,000.00	3,988.98	6,000.00
0308 D Att-OPERATING SUPPLIES	E	0.00	0.33	0.00	0.00	0.00	0.00
0310 D Att-POSTAGE	E	2,047.13	2,041.38	2,200.00	2,200.00	1,784.05	2,200.00
0405 D Att-RENTALS & CONTRACTS	E	3,058.58	4,063.77	3,400.00	3,400.00	3,930.60	20,000.00
0410 D Att-REPAIRS & MAINTENANCE	E	1,272.07	1,265.71	2,000.00	2,000.00	1,225.46	2,000.00
0412 D Att-Repairs & Maintenance-Vehicle	E	3,281.10	1,600.96	3,000.00	4,000.00	3,620.57	3,000.00
0413 D ATTY-DNA TESTING	E	0.00	0.00	0.00	0.00	0.00	0.00
0414 D Att-AUTO FUEL	E	3,635.11	4,923.25	4,000.00	4,000.00	7,812.65	4,000.00
0415 D Att-TELEPHONE-OFFICE	E	3,279.62	119.93	3,600.00	932.75	194.65	3,600.00
0420 D Att-PROF/WIT/INVESTIGATOR FEE	E	0.00	0.00	0.00	0.00	0.00	0.00
0425 D Att-PROF DUES & SUBSCRIPTIONS	E	4,967.45	7,702.46	5,000.00	5,000.00	5,632.08	5,000.00
0428 DIST ATTY - UNIFORMS	E	0.00	0.00	0.00	500.00	313.25	0.00
0433 D Att-TELEPHONE-MOBILE/PAGER	E	3,295.10	3,207.29	2,500.00	2,320.00	1,743.78	2,500.00
0440 D Att-TRAVEL & CONFERENCE	E	3,897.06	5,702.40	5,000.00	5,000.00	542.77	5,000.00
0450 MISCELLANEOUS	E	0.00	0.00	0.00	0.00	0.00	0.00
0480 Dist Atty - INSURANCE	E	0.00	0.00	0.00	0.00	0.00	0.00
0495 ASSISTANT D A EXPENSES	E	0.00	0.00	0.00	0.00	0.00	0.00
0505 D.Att-MACHINERY & EQUIPMENT	E	688.84	927.23	50,000.00	52,167.25	51,219.60	0.00
0550 D Att-REIMB/MCLAIN/PARTTIME SALARY	E	0.00	0.00	0.00	0.00	0.00	0.00
0551 DA-REIM LONGEVITY COMPT JUDICIARY	E	0.00	0.00	0.00	0.00	0.00	0.00
-----							
DISTRICT ATTORNEY		355,449.57	356,238.82	425,638.96	425,458.96	376,607.82	415,341.31

Account Number and Title	T C	Experience YEAR - 2009	Experience YEAR - 2010	Org Budget YEAR - 2011	Act Budget YEAR - 2011	Experience YEAR - 2011	Prop Budget YEAR - 2012
REPORTING FUND: 0010 GENERAL FUND							
0431 FIRE PROTECTION							
=====							
0405 CONTRACTS-MAINTANCE OF VFD TOWER	E	0.00	0.00	0.00	0.00	0.00	0.00
0421 FIRE PROTECTION-RUN COSTS	E	101,521.90	117,971.00	183,750.00	183,750.00	91,019.60	183,750.00
0425 FEMA FLOW THRU	E	0.00	0.00	0.00	0.00	0.00	0.00
0451 FIRE PROTECTION-FIXED CTS	E	95,700.00	117,232.50	117,232.50	117,232.50	117,232.50	117,232.50
0505 MACHINERY & EQUIPMENT	E	0.00	0.00	0.00	0.00	0.00	0.00
-----							
FIRE PROTECTION		197,221.90	235,203.50	300,982.50	300,982.50	208,252.10	300,982.50
0432 TAX APPRAISAL DISTRICT							
=====							
0452 TAX APPRAISAL FEES	E	281,807.96	301,736.00	315,000.00	315,000.00	228,759.75	315,000.00
-----							
TAX APPRAISAL DISTRICT		281,807.96	301,736.00	315,000.00	315,000.00	228,759.75	315,000.00
0433 12TH DISTRICT COURT							
=====							
0117 DIST JUDGE SUPPLEMENT	E	2,520.00	2,595.60	2,595.60	2,595.60	2,379.30	2,850.00
0131 SALARY - OVERTIME	E	0.00	0.00	0.00	0.00	0.00	0.00
0151 DISTRICT COURT JURIES	E	10,560.00	13,070.00	25,000.00	25,000.00	11,470.00	25,000.00
0161 SALARY-COURT REPORTERS	E	15,337.29	25,833.94	37,998.09	37,998.09	30,910.95	40,000.00
0163 SALARY-DISTRICT COURT BAILIFF	E	0.00	0.00	6,991.65	6,991.65	0.00	6,991.65
0164 SALARY - DIST CRT #506	E	0.00	0.00				
0205 F.I.C.A	E	1,301.17	2,484.92	4,000.00	4,000.00	1,119.89	4,000.00
0210 GROUP INSURANCE	E	0.00	664.40	1,600.00	1,600.00	0.00	1,600.00
0215 RETIREMENT	E	1,190.53	1,431.28	3,150.00	3,150.00	1,024.69	3,150.00
0220 RETIREMENT-SDB	E	102.08	193.14	363.05	363.05	82.69	363.05
0225 D CRT-UNEMPLOYMENT INS	E	210.42	120.20	167.85	167.85	28.17	195.00
0305 DIST.CRT.-OFFICE SUPPLIES-506TH	E	0.00					
0310 DIST. CRT. - POSTAGE - 506TH	E	0.00					
0401 ORDERED EVALUATIONS/LUNACY 12TH DC	E	4,700.00	2,800.00	8,000.00	8,000.00	1,800.00	8,000.00
0402 SUPPLEMENT-APPELLATE CT 12 D.C.	E	0.00	0.00	0.00	0.00	0.00	0.00
0405 RENTALS & CONTRACTS 12TH D.C.	E	725.00	0.00	1,800.00	1,800.00	0.00	1,800.00
0430 RENT COURTROOM SPACE 12TH D.C.	E	0.00	0.00	900.00	900.00	0.00	900.00
0450 MISCELLANEOUS 12TH D.C.	E	11,299.51	2,519.33	6,000.00	6,000.00	1,287.46	6,000.00
0451 EXPERT WITNESS FEES-12TH D.C.	E	0.00	2,100.00	3,000.00	3,000.00	340.00	3,750.00
0452 EXPERT WITNESS FEES-278TH D.C.	E	0.00					
0453 Expert Witness Fees 12TH D.C.	E	2,000.00	0.00	3,000.00	3,000.00	0.00	3,750.00
0454 VICTIM WITNESS EXPENSE 12TH D.C.	E	0.00	291.30	1,500.00	1,500.00	69.55	1,500.00
0455 EXTRA COURT REPORTERS 12TH D.C.	E	0.00	5,107.72	14,757.00	14,757.00	8,416.99	14,757.00
0456 STATEMENT OF FACTS 12TH D.C.	E	5,000.00	0.00	11,000.00	11,000.00	0.00	11,000.00
0457 COURT RELATED TRAVEL 12TH D.C.	E	3,936.66	0.00	7,500.00	7,500.00	374.15	7,500.00
0458 COURT RELATED TRAVEL-12TH D.C.	E	640.95	923.30	1,400.00	1,400.00	1,032.50	1,400.00
0459 COURT RELATED TRAVEL-278TH D.C.	E	0.00					
0461 OTHER CRT EXP/WALKER COUNTY 12TH DC	E	32,639.36	15,383.09	42,000.00	42,000.00	0.00	11,000.00
0465 DISTRICT COURT 506	E	14.26					
0467 D.CRT.-COURT REPORTER 506TH	E	0.00					
0475 CT APP ATTORNEY 506TH DC	E	0.00					
0476 COURT APPOINTED ATTORNEYS-12TH D.C.	E	74,014.85	103,391.89	115,000.00	115,000.00	98,837.33	125,000.00
0477 IOURT APPOINTED ATTORNEYS-278 D.C.	E	0.00	0.00				
0478 D Crt-COURT APPOINTED ATTORNEYS	E	0.00					
0479 12th District Court	E	0.00					
0480 278th District Court	E	0.00					
0482 D Crt-2ND ADM JUDICIAL DIST 12TH	E	960.77	960.77	2,000.00	2,000.00	1,000.53	3,000.00

Account Number and Title	T C	Experience YEAR - 2009	Experience YEAR - 2010	Org Budget YEAR - 2011	Act Budget YEAR - 2011	Experience YEAR - 2011	Prop Budget YEAR - 2012
REPORTING FUND: 0010 GENERAL FUND							
0483 D Crt-VISITING JUDGES 12TH D.C.	E	113.41	110.28	1,000.00	1,000.00	105.08	1,000.00
0486 D Crt-OTHER COURT MISC. 12TH D.C.	E	6,507.17	11,838.41	13,000.00	13,000.00	724.40	13,000.00
0505 MACHINERY & EQUIPMENT 12TH D.C.	E	0.00	0.00	0.00	0.00	0.00	0.00
0506 DIST. CRT.-MACHINERY & EQPT. 506th	E	0.00					
0507 DIST.CRT.-BLDG.IMPROVEMENTS-506TH	E	0.00					
-----		-----	-----	-----	-----	-----	-----
12TH DISTRICT COURT		173,744.91	191,819.57	313,723.24	313,723.24	161,003.68	297,506.70
0434 JUVENILE BOARD							
=====							
0117 CTY CT JUDGES SUPPLEMENT	E	0.00	0.00	0.00	0.00	0.00	0.00
0118 SALARY-JUVENILE BOARD	E	3,784.81	3,909.03	3,908.37	3,908.37	3,541.07	3,908.37
0119 DIST CT JUDGES SUPPLEMENT	E	0.00	0.00	0.00	0.00	0.00	0.00
0200 COUNTY CT JUDGE SUPPLEMNT	E	0.00	0.00	0.00	0.00	0.00	0.00
0205 F I C A	E	289.53	299.03	299.00	299.00	270.97	299.00
0210 GROUP INSURANCE	E	77.85	6.70	125.48	125.48	6.35	125.48
0215 RETIREMENT	E	264.87	273.64	273.59	273.59	247.91	273.59
0220 RETIREMENT-SDB	E	22.69	23.90	24.23	24.23	20.24	24.23
-----		-----	-----	-----	-----	-----	-----
JUVENILE BOARD		4,439.75	4,512.30	4,630.67	4,630.67	4,086.54	4,630.67
0435 COUNTY COURT							
=====							
0104 SALARY-COURT COORDINATOR	E	31,842.00	33,155.20	33,280.00	33,280.00	29,435.56	38,438.40
0131 SALARY - OVERTIME	E	0.00	0.00	0.00	0.00	0.00	0.00
0152 COUNTY & JP JURIES	E	1,550.00	905.00	3,952.64	3,952.64	435.00	3,952.64
0163 COUNTY COURT-BAILIFF	E	0.00	0.00	0.00	0.00	0.00	0.00
0205 FICA - COURT COORDINATOR	E	2,435.91	2,536.31	2,545.92	2,545.92	2,251.82	2,940.54
0210 MEDICAL INSURANCE	E	6,227.59	6,679.79	7,120.08	7,120.08	6,230.07	7,513.44
0215 RETIREMENT	E	2,228.94	2,320.76	2,329.60	2,329.60	2,060.49	2,690.69
0220 RETIREMENT-SDB	E	191.06	203.65	206.34	206.34	167.29	238.32
0225 CNTY CRT-UNEMPLOYMENT INSURANCE	E	127.07	94.73	99.84	99.84	66.94	115.32
0305 CoCrt-OFFICE SUPPLIES	E	76.21	1,134.02	3,500.00	3,500.00	0.00	3,500.00
0310 CoCrt-POSTAGE	E	329.92	471.94	3,000.00	3,000.00	431.89	3,000.00
0410 CoCrt-REPAIR & MAINTENANCE	E	0.00	138.25	1,000.00	1,000.00	0.00	1,000.00
0415 CoCrt-TELEPHONE	E	9.71	0.00	0.00	0.00	0.00	0.00
0425 CoCrt-DUES & SUBSCRIPTIONS	E	171.50	200.00	200.00	200.00	0.00	200.00
0438 CoCrt-COURT REPORTERS	E	940.00	724.34	3,200.00	3,200.00	250.00	3,200.00
0440 CoCrt-TRAVEL & CONFERENCES	E	407.69	100.00	500.00	500.00	265.89	500.00
0450 CoCrt-MISCELLANEOUS	E	785.78	72.24	1,150.00	1,150.00	0.00	1,150.00
0451 CoCrt-OTHER COURT EXPENSES-MISC.	E	0.00	0.00	0.00	0.00	0.00	0.00
0452 PROFESSIONAL SERVICES-EVAL&OTHER	E	500.00	4,028.26	6,000.00	6,000.00	0.00	6,000.00
0490 CoCrt-LUNACY	E	9,114.00	8,415.00	7,600.00	7,600.00	4,745.00	7,600.00
0505 CoCrt-MACHINERY & EQUIPMENT	E	396.22	1,236.99	2,500.00	2,500.00	0.00	2,500.00
-----		-----	-----	-----	-----	-----	-----
COUNTY COURT		57,333.60	62,416.48	78,184.42	78,184.42	46,339.95	84,539.35
0436 JUSTICE OF THE PEACE #1							
=====							
0105 SALARY-ELECTED OFFICIAL	E	42,161.41	43,274.65	43,260.00	43,260.00	38,268.55	45,423.00
0120 SALARY - FULL TIME	E	7,317.95	7,730.80	7,796.07	7,796.07	6,872.40	21,840.00
0130 SALARY-SECRETARY	E	27,647.48	28,184.00	28,307.29	28,307.29	24,932.00	32,681.97
0131 SALARY - OVERTIME	E	0.00	0.00	0.00	0.00	0.00	0.00
0205 F I C A	E	5,668.59	5,713.76	6,071.30	6,071.30	4,865.68	7,645.79
0210 GROUP INSURANCE	E	12,455.18	13,359.58	14,240.16	14,240.16	12,460.14	22,540.32

Account Number and Title	T C	Experience YEAR - 2009	Experience YEAR - 2010	Org Budget YEAR - 2011	Act Budget YEAR - 2011	Experience YEAR - 2011	Prop Budget YEAR - 2012
REPORTING FUND: 0010 GENERAL FUND							
0215 RETIREMENT	E	5,399.07	5,543.36	5,555.43	5,555.43	4,905.20	6,996.15
0220 RETIREMENT-SDB	E	462.78	486.22	492.05	492.05	398.10	619.66
0225 JP#1-UNEMPLOYMENT INS	E	102.48	102.64	108.31	108.31	72.31	169.91
0305 JP#1-OFFICE SUPPLIES	E	2,128.86	2,132.23	1,600.00	1,107.24	744.79	1,600.00
0310 JP#1-POSTAGE	E	325.20	616.18	700.00	700.00	76.00	700.00
0405 JP#1-RENTALS & CONTRACTS	E	0.00	372.38	0.00	0.00	0.00	0.00
0410 JP#1-REPAIRS & MAINTENANCE	E	172.76	0.00	625.00	625.00	355.00	625.00
0415 JP#1-TELEPHONE	E	1,576.53	1,437.05	1,800.00	1,800.00	1,895.56	1,800.00
0425 JP#1-DUES & SUBSCRIPTIONS	E	377.07	131.00	300.00	300.00	206.00	300.00
0430 JP#1-OFFICE RENT	E	0.00	0.00	0.00	0.00	0.00	0.00
0433 JP#1-TELEPHONE-MOBILE	E	91.31	0.00	0.00	0.00	0.00	0.00
0440 JP#1-TRAVEL & CONFERENCES	E	2,424.01	3,324.57	2,460.00	2,702.76	3,102.76	2,460.00
0450 JP#1-MISCELLANEOUS	E	36.00	25.90	100.00	100.00	0.00	100.00
0476 JP#1-AUTOPSIES	E	0.00	0.00	0.00	0.00	0.00	0.00
0505 JP#1-MACHINERY & EQUIPMENT	E	174.98	0.00	200.00	450.00	440.99	200.00
-----	-----	-----	-----	-----	-----	-----	-----
JUSTICE OF THE PEACE #1		108,521.66	112,434.32	113,615.61	113,615.61	99,595.48	145,701.80
0438 JUSTICE OF THE PEACE #2							
=====							
0105 SALARY-ELECTED OFFICIAL	E	42,161.41	43,274.65	43,260.00	43,260.00	38,268.55	45,423.00
0120 SALARY-TEMP & EXTRA HELP	E	0.00	0.00	0.00	0.00	0.00	0.00
0130 SALARY-SECRETARIES	E	57,232.08	58,697.60	58,949.04	58,949.04	51,924.80	61,896.49
0131 SALARY - OVERTIME	E	0.00	0.00	0.00	0.00	0.00	0.00
0205 F I C A	E	7,089.80	7,210.81	7,818.99	7,818.99	6,396.70	8,209.94
0210 GROUP INSURANCE	E	18,682.76	20,039.37	21,360.24	21,360.24	18,690.21	22,540.32
0215 RETIREMENT	E	6,957.73	7,138.27	7,154.64	7,154.64	6,313.73	7,512.37
0220 RETIREMENT-SDB	E	596.38	626.06	633.70	633.70	512.38	665.39
0225 JP#2-UNEMPLOYMENT INS	E	228.43	167.77	176.85	176.85	118.08	185.69
0305 JP#2-OFFICE SUPPLIES	E	1,840.87	2,200.00	2,200.00	1,292.68	1,001.77	2,200.00
0310 JP#2-POSTAGE	E	370.84	262.27	1,000.00	1,000.00	229.04	1,000.00
0405 JP#2-RENTALS & CONTRACTS	E	295.06	1,182.77	2,000.00	1,926.64	44.00	2,000.00
0410 JP#2-REPAIRS & MAINTENANCE	E	170.00	1,620.39	250.00	250.00	0.00	250.00
0415 JP#2-TELEPHONE	E	24.42	33.37	200.00	200.00	33.55	200.00
0425 JP#2-DUES & SUBSCRIPTIONS	E	112.47	94.00	200.00	209.00	209.00	200.00
0433 JP#2-TELEPHONE-MOBILE	E	0.00	0.00	0.00	0.00	0.00	0.00
0440 JP#2-TRAVEL & CONFERENCES	E	1,097.62	1,257.20	700.00	1,304.48	1,279.48	700.00
0450 JP#2-MISCELLANEOUS	E	0.00	0.00	100.00	467.20	467.20	100.00
0476 JP#2-AUTOPSIES	E	0.00	0.00	0.00	0.00	0.00	0.00
0505 JP#2-MACHINERY & EQUIPMENT	E	100.25	2,000.00	2,000.00	2,000.00	0.00	2,000.00
-----	-----	-----	-----	-----	-----	-----	-----
JUSTICE OF THE PEACE #2		136,960.12	145,804.53	148,003.46	148,003.46	125,488.49	155,083.20
0439 506TH JUDICIAL DISTRICT COURT							
=====							
0117 DISTRICT JUDGE SUPPLEMENT 506TH	E	0.00	0.00	1,500.00	1,500.00	0.00	1,500.00
0120 SALARY - PARTTIME	E	0.00	0.00	0.00	0.00	0.00	0.00
0151 DISTRICT COURT JURIES 506TH	E	4,380.00	7,360.00	15,000.00	15,000.00	0.00	15,000.00
0161 SALARY COURT REPORTER 506TH	E	22,990.47	24,860.93	28,107.69	26,180.37	25,020.93	28,107.69
0164 SALARY COURT COORDINATOR 506TH	E	19,356.09	19,068.53	21,582.69	19,655.37	19,422.67	21,582.69
0205 F.I.C.A. 506TH	E	3,057.50	3,332.90	3,916.51	3,916.51	3,274.80	3,916.51
0210 GROUP INSURANCE 506TH	E	0.00	0.00	5,000.00	5,000.00	3,616.23	7,513.44
0215 RETIREMENT 506TH	E	3,048.53	3,322.91	5,200.00	9,394.64	9,394.64	11,500.00
0220 RETIREMENT-SDB 506TH CRT	E	29.96	0.00	340.00	0.00	0.00	500.00
0225 UNEMPLOYMENT INS. 506TH	E	171.24	94.41	149.07	149.07	84.63	175.00

Account Number and Title	T C	Experience YEAR - 2009	Experience YEAR - 2010	Org Budget YEAR - 2011	Act Budget YEAR - 2011	Experience YEAR - 2011	Prop Budget YEAR - 2012
REPORTING FUND: 0010 GENERAL FUND							
0305 OFFICE SUPPLIES 506TH	E	838.90	214.40	1,800.00	1,800.00	145.00	500.00
0310 POSTAGE 506TH	E	1.68	61.05	2,400.00	2,400.00	0.00	200.00
0401 COURT ORDERED EVALUATION 506TH	E	800.00	1,200.00	3,250.00	3,250.00	800.00	3,250.00
0405 RENTALS & CONTRACTS 506TH	E	72.00	76.00	900.00	900.00	76.00	900.00
0440 TRAVEL & CONFERENCES 506TH	E	1,892.46	935.78	4,300.00	4,300.00	1,312.82	4,300.00
0450 MISCELLANEOUS - 506TH	E	2,473.98	5,258.59	12,000.00	9,500.00	905.24	10,000.00
0453 EXPERT WITNESS FEES 506TH	E	0.00	0.00	3,000.00	3,000.00	0.00	7,500.00
0454 VICTIM WITNESS EXPENSE 506TH	E	200.00	0.00	1,250.00	1,250.00	0.00	1,250.00
0455 EXTRA COURT REPORTERS 506TH	E	1,060.60	3,971.38	2,500.00	5,000.00	4,681.50	5,000.00
0456 STATEMENT OF FACTS 506TH	E	0.00	0.00	5,000.00	5,000.00	0.00	5,000.00
0457 TRAVEL 506TH	E	800.00	33.70	2,500.00	2,500.00	1,321.00	2,500.00
0475 COURT APPOINTED ATTORNEYS 506TH	E	100,179.78	102,069.53	115,000.00	115,000.00	115,876.50	130,000.00
0477 CAPITAL MURDER	E	0.00	21,048.64	59,149.45	59,149.45	0.00	75,000.00
0506 MACHINERY & EQUIPMENT 506TH	E	0.00	0.00	4,500.00	4,500.00	0.00	4,500.00
0507 BLDG. IMPROVEMENTS 506TH	E	0.00	0.00	0.00	0.00	0.00	0.00
-----	-----	-----	-----	-----	-----	-----	-----
506TH JUDICIAL DISTRICT COURT		161,353.19	192,908.75	298,345.41	298,345.41	185,931.96	339,695.33
0440 JUSTICE OF THE PEACE #3							
=====							
0105 SALARY-ELECTED OFFICIAL	E	42,161.41	43,274.65	43,260.00	43,260.00	38,268.55	45,423.00
0120 SALARY-TEMPORARY/PARTTIME	E	0.00	0.00	0.00	0.00	0.00	0.00
0130 SALARY-SECRETARIES	E	67,275.10	67,537.60	70,546.29	70,546.29	62,084.80	76,541.52
0131 SALARY - OVERTIME	E	0.00	0.00	0.00	0.00	0.00	0.00
0205 F I C A	E	8,232.84	8,305.26	8,706.18	8,706.18	7,506.17	9,330.29
0210 GROUP INSURANCE	E	23,376.09	26,719.16	28,480.32	28,480.32	24,920.28	30,053.76
0215 RETIREMENT	E	7,660.66	7,756.82	7,966.44	7,966.44	7,024.70	8,537.52
0220 ETIREMENT-SDB	E	656.46	680.47	705.60	705.60	570.26	756.18
0225 JP#3-UNEMPLOYMENT INS	E	253.59	193.08	211.64	211.64	140.99	365.89
0305 JP#3-OFFICE SUPPLIES	E	1,917.74	2,885.77	2,500.00	2,500.00	503.77	2,500.00
0310 JP#3-POSTAGE	E	1,728.44	2,576.64	3,000.00	3,000.00	1,358.35	3,000.00
0405 JP#3-RENTALS & CONTRACTS	E	255.39	1,380.10	1,560.00	1,560.00	282.75	1,560.00
0410 JP#3-REPAIRS & MAINTENANCE	E	102.95	1,700.00	1,700.00	1,700.00	166.23	1,700.00
0415 JP#3-TELEPHONE	E	2,314.43	49.22	2,400.00	2,400.00	85.17	2,800.00
0425 JP#3-DUES & SUBSCRIPTIONS	E	105.00	305.00	550.00	550.00	215.00	950.00
0430 JP#3-OFFICE RENT	E	0.00	0.00	0.00	0.00	0.00	0.00
0433 JP#3-TELEPHONE-MOBILE	E	412.86	409.80	500.00	680.00	646.25	500.00
0440 JP#3-TRAVEL & CONFERENCES	E	4,744.07	5,296.03	3,500.00	3,500.00	3,290.11	3,500.00
0450 JP#3-MISCELLANEOUS	E	0.00	0.00	0.00	0.00	0.00	0.00
0476 JP#3-AUTOPSIES	E	0.00	0.00	0.00	0.00	0.00	0.00
0505 JP#3-MACHINERY & EQUIPMENT	E	109.99	597.93	400.00	400.00	0.00	400.00
-----	-----	-----	-----	-----	-----	-----	-----
JUSTICE OF THE PEACE #3		161,307.02	169,667.53	175,986.47	176,166.47	147,063.38	187,918.16
0442 CONSTABLE PCT #1							
=====							
0105 SALARY-ELECTED OFFICIAL	E	38,648.10	43,315.03	43,260.00	43,260.00	38,268.55	45,423.00
0120 TEMP/PART-TIME EMPLOYEE	E	0.00	0.00	0.00	0.00	0.00	0.00
0131 SALARY - OVERTIME	E	0.00	0.00	0.00	0.00	0.00	0.00
0205 F I C A	E	2,922.98	3,278.99	3,309.39	3,309.39	2,894.97	3,474.86
0210 GROUP INSURANCE	E	6,227.59	6,679.79	7,120.08	7,120.08	6,230.07	7,513.44
0215 RETIREMENT	E	2,705.27	3,032.06	3,028.20	3,028.20	2,678.81	3,179.61
0220 RETIREMENT-SDB	E	231.76	266.04	268.21	268.21	217.47	281.62
0225 UNEMPLOYMENT INS	E	0.00	0.00	0.00	0.00	0.00	0.00
0308 Const#1-OPERATING SUPPLIES	E	415.55	537.66	500.00	500.00	201.70	500.00

Account Number and Title	T C	Experience YEAR - 2009	Experience YEAR - 2010	Org Budget YEAR - 2011	Act Budget YEAR - 2011	Experience YEAR - 2011	Prop Budget YEAR - 2012
REPORTING FUND: 0010 GENERAL FUND							
0310 Const#1-POSTAGE	E	96.21	248.52	250.00	250.00	0.00	250.00
0405 Const#1-RENTALS & CONTRACTS	E	2,126.48	2,054.02	1,850.00	1,850.00	1,852.94	1,850.00
0410 Const#1-REPAIRS & MAINTENANCE	E	212.17	470.39	500.00	500.00	201.50	500.00
0412 Const#1-REPAIRS & MAINT-VEHICLES	E	3,674.91	1,342.51	1,200.00	1,200.00	376.04	1,200.00
0414 Const#1-FUEL-VEHICLE	E	4,707.74	6,324.58	7,500.00	7,500.00	5,901.64	7,500.00
0415 Const#1-TELEPHONE	E	609.82	820.02	725.00	725.00	796.40	725.00
0428 Const#1-UNIFORMS	E	270.50	384.00	400.00	400.00	0.00	400.00
0430 Const#1-OFFICE RENT	E	0.00	0.00	0.00	0.00	0.00	0.00
0433 Const#1-TELEPHONE-MOBILE	E	84.99	0.00	1,000.00	1,000.00	189.95	1,000.00
0440 Const#1-TRAVEL & CONFERENCE	E	250.42	0.00	350.00	350.00	0.00	350.00
0450 Const#1-MISCELLANEOUS	E	60.00	60.00	100.00	100.00	60.00	100.00
0477 Const#1-TIRES & TUBES	E	1,465.85	382.00	1,000.00	1,000.00	507.86	1,000.00
0480 Const#1-INSURANCE	E	0.00	0.00	0.00	0.00	0.00	0.00
0491 Const#1-CAPITAL LEASE	E	6,878.54	6,878.54	7,000.00	7,000.00	6,878.54	7,000.00
0505 Const#1-MACHINERY & EQUIPMENT	E	681.27	2,124.85	3,700.00	3,700.00	0.00	3,700.00
-----	-----	-----	-----	-----	-----	-----	-----
CONSTABLE PCT #1		72,270.15	78,199.00	83,060.88	83,060.88	67,256.44	85,947.53
0444 CONSTABLE PCT #2							
=====							
0105 SALARY-ELECTED OFFICIAL	E	38,648.10	43,315.03	43,260.00	43,260.00	38,268.55	45,423.00
0120 SALARY - PARTTIME	E	0.00	0.00	0.00	0.00	0.00	0.00
0131 SALARY - OVERTIME	E	0.00	0.00	0.00	0.00	0.00	0.00
0205 F I C A	E	2,936.51	3,292.87	3,309.39	3,309.39	2,909.44	3,474.86
0210 GROUP INSURANCE	E	6,227.59	6,679.79	7,120.08	7,120.08	5,650.93	7,513.44
0215 RETIREMENT	E	2,705.27	3,032.06	3,028.20	3,028.20	2,678.81	3,179.61
0220 RETIREMENT-SDB	E	231.76	266.04	268.21	268.21	217.47	281.62
0225 UNEMPLOYMENT INS	E	0.00	0.00	0.00	0.00	0.00	0.00
0308 Const#2-OPERATING SUPPLIES	E	748.71	182.04	500.00	500.00	451.90	400.00
0310 Const#2-POSTAGE	E	46.17	67.92	250.00	250.00	70.70	200.00
0405 Const#2-RENTALS & CONTRACTS	E	42.00	44.00	600.00	600.00	44.00	700.00
0412 Const#2-REPAIRS & MAINT-VEHICLES	E	1,792.96	395.52	2,000.00	2,000.00	66.34	2,000.00
0414 Const#2-FUEL-VEHICLE	E	2,098.54	2,566.54	3,500.00	3,500.00	2,437.46	3,500.00
0415 Const#2-TELEPHONE	E	713.14	0.47	1,000.00	1,000.00	0.34	200.00
0428 Const#2-UNIFORMS	E	0.00	0.00	400.00	400.00	0.00	0.00
0433 Const#2-TELEPHONE-MOBILE	E	759.02	735.57	750.00	750.00	637.86	1,000.00
0440 Const#2-TRAVEL & CONFERENCES	E	277.79	0.00	300.00	300.00	0.00	300.00
0450 Const#2-MISCELLANEOUS	E	60.00	249.75	250.00	250.00	60.00	200.00
0471 Const#2-TIRES & TUBES	E	0.00	0.00	800.00	800.00	0.00	800.00
0480 Const#2-INSURANCE	E	0.00	0.00	0.00	0.00	0.00	0.00
0491 Const#2-CAPITAL LEASE	E	0.00	7,100.00	7,100.00	7,100.00	7,100.00	0.00
0505 Const#2-MACHINERY & EQUIPMENT	E	2,283.10	1,986.97	2,000.00	2,000.00	325.49	2,000.00
-----	-----	-----	-----	-----	-----	-----	-----
CONSTABLE PCT #2		59,570.66	69,914.57	76,435.88	76,435.88	60,919.29	71,172.53
0446 CONSTABLE #3							
=====							
0105 SALARY-ELECTED OFFICIAL	E	38,648.10	43,315.03	43,260.00	43,260.00	38,268.55	45,423.00
0120 Const#3 - Part time/Temporary	E	8,375.20	8,588.99	8,602.56	8,602.56	7,543.72	9,032.69
0131 SALARY - OVERTIME	E	0.00	0.00	0.00	0.00	0.00	0.00
0205 F I C A	E	3,577.21	3,950.03	3,967.49	3,967.49	3,486.61	4,165.86
0210 GROUP INSURANCE	E	6,227.59	6,679.79	7,120.08	7,120.08	6,230.07	7,513.44
0215 RETIREMENT	E	3,291.53	3,633.27	3,628.30	3,628.30	3,206.84	3,809.72
0220 RETIREMENT-SDB	E	282.02	318.76	321.55	321.55	260.28	337.63
0225 UNEMPLOYMENT INS	E	33.21	24.55	25.81	25.81	17.14	27.10

Account Number and Title	T C	Experience YEAR - 2009	Experience YEAR - 2010	Org Budget YEAR - 2011	Act Budget YEAR - 2011	Experience YEAR - 2011	Prop Budget YEAR - 2012
REPORTING FUND: 0010 GENERAL FUND							
0308 Const#3-OPERATING SUPPLIES	E	297.65	1,086.38	900.00	900.00	367.67	900.00
0310 Const#3-POSTAGE	E	398.12	357.71	500.00	500.00	358.83	500.00
0405 Const#3-RENTALS & CONTRACTS	E	600.00	120.00	600.00	600.00	0.00	600.00
0412 Const#3-REPAIRS & MAINT-VEHICLES	E	1,726.47	156.45	2,500.00	2,500.00	842.83	2,500.00
0414 Const#3-FUEL-VEHICLE	E	3,162.39	1,450.79	3,500.00	3,500.00	1,433.35	3,500.00
0415 Const#3-TELEPHONE	E	688.96	72.47	1,000.00	1,000.00	5.46	1,000.00
0428 Const#3-UNIFORMS	E	490.07	70.80	500.00	500.00	195.43	500.00
0433 Const#3-TELEPHONE-MOBILE	E	2,224.68	1,421.68	2,500.00	2,500.00	1,162.44	2,500.00
0440 Const#3-TRAVEL & CONFERENCES	E	350.00	76.75	500.00	500.00	322.13	500.00
0450 Const#3-MISCELLANEOUS	E	425.78	249.00	400.00	400.00	521.49	400.00
0477 Const#3-TIRES & TUBES	E	10.00	0.00	50.00	50.00	0.00	50.00
0480 Const#3-INSURANCE	E	0.00	0.00	0.00	0.00	0.00	0.00
0491 Const#3-CAPITAL LEASE	E	7,565.04	7,565.04	7,565.04	7,565.04	7,565.04	7,565.04
0505 Const#3-MACHINERY & EQUIPMENT	E	82.71	0.00	2,000.00	2,000.00	0.00	2,000.00
CONSTABLE #3		78,291.31	79,137.49	89,440.83	89,440.83	71,787.88	92,824.48
0451 COUNTY SHERIFF							
=====							
0105 SALARY-ELECTED OFFICIAL	E	42,161.41	43,274.65	43,260.00	43,260.00	38,268.55	45,423.00
0111 PART-TIME EMPLOYEES	E	0.00	0.00	0.00	0.00	0.00	0.00
0112 DEPUTIES	E	704,413.55	682,616.21	687,252.68	687,252.68	582,960.01	721,615.31
0113 CHIEF DEPUTY	E	37,884.55	47,329.06	47,511.57	47,511.57	38,770.74	49,887.15
0114 INVESTIGATOR	E	0.00	0.00				
0115 CRIME LAB TECHNICIAN	E	0.00	0.00				
0116 SALARY-CRIME LAB ASS'T	E	0.00	0.00				
0117 COPS IN SCHOOL GRANT-SRO OFFICERS	E	0.00	142.40				
0119 JAIL ADMINISTRATOR	E	0.00	0.00				
0123 BRAZOS VALLEY TASK FORCE	E	0.00	0.00				
0125 TASK FORCE - MONTGOMERY	E	0.00	34,486.40	35,658.00	35,658.00	24,663.68	36,712.00
0126 LIEUTENANT	E	0.00	0.00				
0127 SUPERVISION (SGT.)	E	0.00	0.00				
0128 SALARY-DEPUTIES	E	0.00	0.00				
0129 SALARY-RESERVE DEPUTIES	E	0.00	0.00				
0130 SALARY-SECRETARY	E	0.00	0.00				
0131 SALARY - OVERTIME	E	4,220.27	12,904.91	12,201.78	12,201.78	5,802.32	12,811.87
0140 DISPATCHERS	E	0.00	154,483.98				
0141 OVERTIME - DISPATCHERS	E	0.00	18,534.97				
0205 F.I.C.A.	E	60,576.28	73,631.44	63,180.12	63,180.12	51,940.95	66,283.37
0210 GROUP INSURANCE	E	145,831.00	180,608.90	185,122.08	185,122.08	133,418.76	195,349.44
0215 RETIREMENT	E	55,685.93	68,159.94	57,811.88	57,811.88	48,575.94	60,651.45
0220 RETIREMENT-SDB	E	5,145.49	5,984.39	5,120.48	5,120.48	3,948.22	5,371.99
0225 SO-UNEMPLOYMENT INS	E	4,802.45	2,901.33	2,477.65	2,477.65	1,583.85	2,599.35
0230 ATTORNEY GENERAL-CHILD SUPP EXP	E	0.00	0.00	0.00	0.00	0.00	0.00
0305 SO-OFFICE SUPPLIES	E	5,866.50	5,766.99	6,315.00	6,315.00	4,153.20	6,315.00
0308 SO-OPERATING SUPPLIES	E	13,088.51	18,413.69	12,000.00	12,000.00	10,020.61	12,000.00
0310 SO-POSTAGE	E	2,516.44	3,519.93	3,500.00	3,500.00	2,092.10	3,500.00
0405 SO-RENTALS & CONTRACTS	E	18,816.87	16,218.37	41,361.00	39,361.00	21,597.50	60,361.00
0410 SO-REPAIRS & MAINTENANCE	E	6,764.00	3,439.71	6,764.00	6,372.79	3,505.41	6,764.00
0412 SO-REPAIRS & MAINT-VEHICLES	E	58,532.86	55,285.41	50,000.00	61,575.21	60,647.23	50,000.00
0414 SO-FUEL-VEHICLES	E	103,681.31	134,273.32	145,000.00	151,677.20	146,354.91	145,000.00
0415 SO-TELEPHONE	E	25,514.66	3,326.75	11,500.00	11,500.00	354.97	11,500.00
0424 SO-MEDICAL-EMPLOYEE	E	360.80	516.50	1,000.00	1,000.00	131.87	1,000.00
0427 SO-INMATE TRANSPORT	E	0.00	0.00	0.00	0.00	0.00	0.00
0428 SO-UNIFORMS	E	7,204.79	8,553.93	9,500.00	9,583.00	7,686.94	9,500.00

Account Number and Title	T C	Experience YEAR - 2009	Experience YEAR - 2010	Org Budget YEAR - 2011	Act Budget YEAR - 2011	Experience YEAR - 2011	Prop Budget YEAR - 2012
REPORTING FUND: 0010 GENERAL FUND							
0433 SO-TELEPHONE-MOBILE	E	5,022.33	8,509.33	9,000.00	9,000.00	5,162.62	9,000.00
0439 SO-SEPTIC PUMPING	E	0.00	0.00	0.00	0.00	0.00	0.00
0440 SO-TRAVEL & CONFERENCES & TRAINING	E	8,860.74	11,256.56	7,000.00	10,195.00	10,148.40	7,000.00
0445 SO-VEHICLE ALLOWANCE	E	0.00	0.00	0.00	0.00	0.00	0.00
0450 SO-MISCELLANEOUS	E	13,720.92	14,051.45	10,000.00	10,000.00	7,981.22	10,000.00
0477 SO-TIRES & TUBES	E	11,500.00	14,603.84	15,000.00	17,391.21	15,391.21	15,000.00
0480 SO-INSURANCE	E	2,083.14	0.00	0.00	0.00	0.00	0.00
0485 SO-UTILITIES	E	0.00	0.00	0.00	0.00	0.00	0.00
0491 SO-CAPITAL LEASE	E	130,715.20	103,394.80	103,236.00	103,236.00	103,153.71	103,236.00
0505 SO-MACHINERY & EQUIPMENT	E	43,288.10	33,910.53	19,000.00	40,567.10	24,873.85	19,000.00
0510 CAPITAL EXPENSES	E	0.00	0.00	0.00	0.00	0.00	0.00
0550 SO-REIMB-TASK FORCE/MONT CO	E	47,880.43	8,000.00	8,000.00	8,000.00	8,000.00	8,000.00
0551 REIMBURSEMENTS-BRAZOS VALLEY TASK	E	0.00	0.00				
0552 SO-REIMB-NAVASOTA	E	0.00	0.00	0.00	0.00	0.00	0.00
0600 SPECIAL PROJECT - ROOF - 2010	E	0.00	178,740.77	0.00	0.00	0.00	0.00
0610 INTERCOM & CONTROL	E	0.00	88,832.70	0.00	0.00	0.00	0.00
0615 TELEPHONE RECORDING	E	0.00	16,000.00	0.00	0.00	0.00	0.00
-----							
COUNTY SHERIFF		1,566,138.53	2,051,673.16	1,597,772.24	1,640,869.75	1,361,188.77	1,673,880.93
0454 JAIL							
=====							
0119 SALARY-ADMINISTRATOR	E	34,159.27	33,866.90	34,741.11	34,741.11	30,599.20	36,478.17
0120 SALARY-TEMP. & EXTRA HELP	E	0.00	0.00	0.00	0.00	0.00	0.00
0124 DIVERSION OFFICER	E	0.00	0.00	0.00	0.00	0.00	0.00
0127 SALARY-SGT	E	0.00	0.00	0.00	0.00	0.00	0.00
0131 SALARY - OVERTIME	E	19,332.23	11,496.34	8,920.30	8,920.30	6,925.81	9,366.32
0139 DISPATCHERS	E		0.00	159,103.36	159,103.36	125,700.72	167,058.53
0140 SALARY-JAILERS	E	702,135.14	562,918.92	598,625.57	598,625.57	471,883.82	628,556.85
0141 OVERTIME - DISPATCHERS	E		0.00	18,345.60	18,345.60	11,041.58	19,262.88
0145 SALARY-JAIL COOK	E	0.00	0.00	0.00	0.00	0.00	0.00
0150 COMMISSARY REIMB. EE - LIBRARIAN	E		0.00	0.00	0.00	0.00	0.00
0205 F I C A	E	56,986.60	47,949.35	62,709.80	62,709.80	49,028.70	65,845.29
0210 GROUP INSURANCE	E	139,942.35	122,194.66	192,242.16	192,242.16	136,147.06	202,862.88
0215 RETIREMENT	E	52,415.40	43,985.20	57,381.52	57,381.52	45,211.26	60,250.60
0220 RETIREMENT-SDB	E	4,493.53	3,857.92	5,082.36	5,082.36	3,667.51	5,336.48
0225 JAIL-UNEMPLOYMENT INS	E	3,122.71	1,876.02	2,459.20	2,459.20	1,481.75	2,582.16
0230 ATTORNEY GENERAL-CHILD SUPP EXP	E	0.00	0.00	0.00	0.00	0.00	0.00
0305 JAIL-OFFICE SUPPLIES	E	1,119.89	2,120.32	2,000.00	2,000.00	620.96	2,000.00
0308 Jail-OPERATING SUPPLIES	E	17,054.69	19,860.79	23,295.00	19,242.30	13,398.61	23,295.00
0310 Jail-POSTAGE	E	692.94	1,014.50	1,600.00	1,600.00	500.00	1,600.00
0405 Jail-RENTALS & CONTRACTS	E	10,755.34	6,174.29	21,000.00	8,200.00	2,347.47	21,000.00
0410 Jail-REPAIRS & MAINTENANCE	E	26,437.72	25,497.74	26,000.00	22,000.00	15,430.35	26,000.00
0415 Jail-TELEPHONE	E	647.82	936.15	1,000.00	1,000.00	911.18	1,000.00
0420 Jail-INMATE DOCTOR CONTRACT MEDICAL	E	22,800.00	22,800.00	22,200.00	22,200.00	18,000.00	24,000.00
0423 Jail-MEDICAL (INMATE MEDS)	E	35,067.12	33,837.25	65,000.00	61,449.56	30,213.22	63,200.00
0424 Jail-EMPLOYEE MEDICAL	E	707.40	2,190.20	3,000.00	3,000.00	1,475.55	3,000.00
0427 Jail-INMATE CLOTHING	E	3,331.59	4,062.54	5,000.00	4,979.73	4,979.73	5,000.00
0428 Jail-UNIFORMS	E	5,068.71	5,492.46	4,200.00	6,997.97	7,299.99	4,200.00
0429 Jail-INMATES FOOD	E	75,730.31	75,805.10	75,000.00	75,000.00	65,304.96	75,000.00
0430 JAIL-INMATE TRANSPORT	E	116.75	1,288.79	5,000.00	3,000.00	377.00	5,000.00
0439 Jail-SEPTIC PUMPING	E	2,575.00	0.00	3,000.00	2,575.00	2,575.00	3,000.00
0440 Jail TRAVEL & CONFERENCES	E	4,000.57	4,466.19	4,000.00	11,342.72	10,033.84	4,000.00
0450 Jail-MISCELLANEOUS	E	0.00	0.00	0.00	0.00	0.00	0.00
0491 JAIL LEASE PAYMENTS	E	3,690.39					

Account Number and Title	T C	Experience YEAR - 2009	Experience YEAR - 2010	Org Budget YEAR - 2011	Act Budget YEAR - 2011	Experience YEAR - 2011	Prop Budget YEAR - 2012
REPORTING FUND: 0010 GENERAL FUND							
0505 Jail-MACHINERY & EQUIPMENT	E	33,351.74	46,618.95	25,000.00	45,000.00	39,567.90	25,000.00
0506 DIVERSION PROGRAM EXPENSE	E	0.00	0.00	0.00	0.00	0.00	0.00
0510 CAPITAL IMPROVEMENTS - JAIL	E	0.00	0.00	0.00	0.00	0.00	0.00
0550 Jail-REIMBURSEMENTS	E	0.00	0.00	0.00	0.00	0.00	0.00
0551 JAIL-DIVERSION CREW EXP	E	6,144.10	5,545.80	5,000.00	5,650.00	3,861.89	5,000.00
JAIL		1,261,879.31	1,085,856.38	1,430,905.98	1,434,848.26	1,098,585.06	1,488,895.16
0457 DISTRICT CLERK							
=====							
0105 SALARY-ELECTED OFFICIAL	E	42,161.41	43,274.65	43,260.00	43,260.00	38,268.55	45,423.00
0110 SALARY-DEPUTIES & ASSTS	E	118,230.00	122,283.29	123,190.31	123,190.31	108,136.80	130,441.83
0120 SALARY-PARTTIME DEPUTY	E	0.00	0.00	0.00	0.00	0.00	0.00
0131 SALARY - OVERTIME	E	0.00	0.00	2,000.00	2,000.00	933.66	2,100.00
0205 F I C A	E	12,149.96	12,255.30	12,886.45	12,886.45	10,922.09	13,614.31
0210 GROUP INSURANCE	E	30,779.95	33,398.96	35,600.40	35,600.40	30,571.21	37,567.20
0215 RETIREMENT	E	11,227.48	11,589.26	11,791.52	11,791.52	10,313.91	12,457.54
0220 RETIREMENT-SDB	E	962.29	1,016.88	1,044.39	1,044.39	837.63	1,103.38
0225 D CLK-UNEMPLOYMENT INS	E	473.98	350.19	505.35	505.35	247.70	533.89
0305 D Clk-OFFICE SUPPLIES	E	9,234.63	10,712.04	10,000.00	10,000.00	8,057.39	10,000.00
0310 D Clk-POSTAGE	E	7,468.33	7,022.90	8,500.00	8,500.00	6,387.10	6,000.00
0405 D Clk-RENTALS & CONTRACTS	E	10,294.02	7,900.80	10,000.00	10,000.00	8,745.42	8,500.00
0410 D Clk-REPAIRS & MAINTENANCE	E	1,517.27	305.89	3,000.00	3,000.00	1,839.14	3,000.00
0415 D Clk-TELEPHONE	E	86.86	80.61	400.00	400.00	85.58	200.00
0420 D Clk-PROFESSIONAL SERVICES	E	0.00	0.00	0.00	0.00	0.00	0.00
0440 D Clk-TRAVEL & CONFERENCES	E	2,706.92	2,219.09	3,500.00	3,500.00	2,188.75	3,000.00
0450 D Clk-MISCELLANEOUS	E	464.00	273.75	500.00	500.00	519.38	500.00
0489 DIST CLERK SPECIAL FUND	E	0.00	0.00	0.00	0.00	0.00	0.00
0505 D Clk-MACHINERY & EQUIPMENT	E	8,616.25	12,979.14	14,000.00	14,000.00	3,061.90	10,000.00
0507 CAP LEASE PROG/HARDWARE	E	6,134.60	0.00	0.00	0.00	0.00	0.00
0571 D Clk-CAPITAL LEASE-READER/PRINTER	E	3,230.00	0.00	0.00	0.00	0.00	0.00
DISTRICT CLERK		265,737.95	265,662.75	280,178.42	280,178.42	231,116.21	284,441.15
0460 COUNTY ATTORNEY							
=====							
0105 SALARY-ELECTED OFFICIAL	E	42,000.00	43,759.26	43,260.00	43,260.00	38,268.55	45,423.00
0122 CO ATT SUPP'L-STATE COMPROLLER	E	58,384.29	56,240.39	56,739.99	56,739.99	50,192.67	54,576.99
0130 SALARY-SECRETARY	E	31,842.00	32,656.00	32,797.26	32,797.26	28,888.00	37,880.84
0131 SALARY - OVERTIME	E	0.00	0.00	3,000.00	3,000.00	211.95	1,050.00
0205 F I C A	E	10,059.77	9,971.33	10,388.48	10,388.48	8,834.97	10,628.21
0210 GROUP INSURANCE	E	12,455.18	13,359.58	14,240.16	14,240.16	12,460.14	15,026.88
0215 RETIREMENT	E	9,255.85	9,285.90	9,505.80	9,505.80	8,229.29	9,725.16
0220 RETIREMENT-SDB	E	793.44	814.78	841.94	841.94	668.17	861.37
0225 C ATTY-UNEMPLOYMENT INS	E	127.01	93.34	107.39	107.39	66.10	416.79
0305 C.Att-OFFICE SUPPLIES	E	890.54	662.68	1,000.00	1,000.00	353.55	1,000.00
0310 C Att-POSTAGE	E	636.41	382.80	800.00	800.00	334.93	500.00
0405 C Att-RENTALS & CONTRACTS	E	2,166.00	2,124.00	2,500.00	2,500.00	1,454.78	2,500.00
0406 C Att-CHEMICAL EVIDENCE COSTS	E	0.00	0.00	0.00	0.00	0.00	0.00
0409 C Att-PROSECUTION EXPENSES	E	125.87	537.00	500.00	500.00	187.00	500.00
0410 C. Att-REPAIRS & MAINTENANCE	E	59.74	0.00	500.00	500.00	241.79	500.00
0415 C Att-TELEPHONE	E	405.60	96.60	500.00	500.00	63.92	250.00
0417 C Att-ATTORNEY-RETAINER FEE	E	0.00	0.00	0.00	0.00	0.00	0.00
0425 C Att-DUES & SUBSCRIPTIONS	E	1,079.00	1,716.50	1,500.00	1,500.00	1,354.00	1,500.00
0440 C Att-TRAVEL & CONFERENCES	E	519.95	698.80	1,000.00	1,000.00	238.40	1,000.00

Account Number and Title	T C	Experience YEAR - 2009	Experience YEAR - 2010	Org Budget YEAR - 2011	Act Budget YEAR - 2011	Experience YEAR - 2011	Prop Budget YEAR - 2012
REPORTING FUND: 0010 GENERAL FUND							
0450 C.Att-MISCELLANEOUS	E	1,258.00	817.81	3,261.00	3,261.00	108.73	1,000.00
0505 C Att-MACHINERY & EQUIPMENT	E	0.00	0.00	1,000.00	1,000.00	351.81	1,000.00
COUNTY ATTORNEY		172,058.65	173,216.77	183,442.02	183,442.02	152,508.75	185,339.24
0463 VETERANS' SERVICE OFFICER =====							
0106 SALARY-APPOINTED OFFICIAL	E	11,990.07	12,292.75	12,349.38	12,349.38	10,874.40	12,966.85
0205 F I C A	E	889.03	903.79	944.73	944.73	795.73	991.97
0210 GROUP INSURANCE	E	28.03	30.23	72.28	72.28	29.82	72.28
0215 RETIREMENT	E	839.36	860.58	864.45	864.45	761.30	907.67
0220 RETIREMENT-SDB	E	71.97	75.47	76.57	76.57	61.78	80.40
0225 VSO-UNEMPLOYMENT INS	E	47.90	18.07	37.04	37.04	24.72	38.89
0305 VETERANS OFFICER- OFFICE SUPPLY	E	63.99	247.70	250.00	250.00	60.98	250.00
0310 POSTAGE	E	0.44	21.71	0.00	25.00	7.41	25.00
0405 VETERANS SERVICE-RENTALS & CONTRACT	E	0.00	0.00	0.00	0.00	0.00	0.00
0410 VETERAN'S REPAIR AND MAINENTENCE	E	0.00	0.00	100.00	100.00	99.95	100.00
0415 TELEPHONE	E	24.84	30.16	50.00	50.00	19.89	50.00
0435 VETERANS OFFICER-ADVERTISING	E	0.00	100.00	300.00	300.00	0.00	0.00
0440 TRAVEL & CONFERENCES	E	1,303.03	406.00	1,000.00	1,000.00	995.55	1,300.00
0450 VETERANS OFFICER-MISCELLANEOUS	E	93.41	104.86	250.00	225.00	0.00	225.00
0505 VETERANS OFFICE-MACHINERY&EQUIPMENT	E	179.99	229.97	200.00	200.00	0.00	200.00
VETERANS' SERVICE OFFICER		15,532.06	15,321.29	16,494.45	16,494.45	13,731.53	17,208.06
0466 AGRICULTURE EXTENSION SER =====							
0107 SALARY-EXTENSION AGENTS	E	19,151.13	16,633.33	19,725.57	19,725.57	17,382.48	20,711.85
0118 TRAVEL ALLOWANCES	E	0.00	0.00	0.00	0.00	0.00	0.00
0130 SALARY-SECRETARY	E	23,197.68	23,723.94	23,894.32	23,894.32	19,780.00	25,089.04
0131 SALARY - OVERTIME	E	20.83	0.00	0.00	0.00	0.00	0.00
0205 F I C A	E	3,009.39	3,071.73	3,336.92	3,336.92	2,843.05	3,503.77
0210 GROUP INSURANCE	E	5,920.74	5,027.39	7,120.08	7,120.08	6,230.07	7,513.44
0215 RETIREMENT	E	2,804.47	2,824.91	3,053.38	3,053.38	2,601.30	3,206.05
0220 RETIREMENT-SDB	E	240.25	247.92	270.44	270.44	211.19	283.96
0225 AG EXT-UNEMPLOYMENT INS	E	92.60	66.30	130.85	130.85	44.98	137.39
0305 Ag Ext-OFFICE SUPPLIES	E	3,650.05	2,260.09	2,240.00	2,240.00	1,952.26	3,000.00
0310 Ag Ext-POSTAGE	E	0.00	120.00	120.00	120.00	120.00	120.00
0405 Ag Ext-RENTALS & CONTRACTS	E	4,054.66	2,538.45	5,000.00	5,000.00	3,503.40	5,000.00
0410 Ag Ext-REPAIRS & MAINTENANCE	E	0.00	0.00	800.00	800.00	633.50	800.00
0415 Ag Ext-TELEPHONE	E	2,104.80	158.57	2,490.00	1,578.24	139.37	518.24
0425 Ag Ext-DUES & SUBSCRIPTIONS	E	452.95	652.00	650.00	650.00	630.00	750.00
0433 Ag Ext-MOBILE/AIR CARDS	E	104.66	213.24	0.00	911.76	544.77	0.00
0440 Ag.Ext-TRAVEL & CONFERENCES	E	14,635.10	8,107.65	14,000.00	14,000.00	8,657.71	14,000.00
0442 Ag.Ext-STOCK SHOW EXPENSES	E	3,728.77	1,273.18	3,500.00	3,500.00	2,522.92	3,500.00
0445 Ag Ext-TRAVEL ALLOWANCE	E	0.00	0.00	0.00	0.00	0.00	0.00
0450 Ag Ext-MISCELLANEOUS	E	150.00	224.38	300.00	300.00	129.70	300.00
0505 Ag Ext-MACHINERY & EQUIPMENT	E	800.00	4,000.00	2,000.00	2,000.00	1,421.84	2,000.00
0650 AG EXT DONATION EXPENDITURES	E	0.00	0.00	0.00	0.00	0.00	0.00
0660 AG EXT WELLNESS PROGRAM	E	803.42	1,000.00	1,000.00	1,000.00	827.72	1,200.00
AGRICULTURE EXTENSION SER		84,921.50	72,143.08	89,631.56	89,631.56	70,176.26	91,633.74

Account Number and Title	T C	Experience YEAR - 2009	Experience YEAR - 2010	Org Budget YEAR - 2011	Act Budget YEAR - 2011	Experience YEAR - 2011	Prop Budget YEAR - 2012
REPORTING FUND: 0010 GENERAL FUND							
0472 DEPT OF PUBLIC SAFETY							
=====							
0130 SALARY-SECRETARY	E	0.00	0.00	8,602.56	8,602.56	0.00	0.00
0131 SALARY - OVERTIME	E	0.00	0.00	0.00	0.00	0.00	0.00
0205 F I C A	E	0.00	0.00	658.09	658.09	0.00	0.00
0210 GROUP INSURANCE	E	0.00	0.00	0.00	0.00	0.00	0.00
0215 RETIREMENT	E	0.00	0.00	602.18	602.18	0.00	0.00
0220 RETIREMENT-SDB	E	0.00	0.00	53.34	53.34	0.00	0.00
0225 DPS-UNEMPLOYMENT INS	E	30.12	16.34	25.80	25.80	0.00	0.00
0305 DPS-OFFICE SUPPLIES	E	747.64	975.58	1,000.00	1,450.00	1,018.85	1,000.00
0310 DPS-POSTAGE	E	2.10	0.00	300.00	200.00	0.00	300.00
0405 DPS-RENTALS & CONTRACTS	E	1,606.57	1,546.58	2,000.00	2,000.00	1,160.56	2,000.00
0414 FUEL DPS	E	0.00	0.00	0.00	0.00	0.00	0.00
0415 DPS-TELEPHONE	E	1,246.23	29.26	1,500.00	1,500.00	26.22	1,500.00
0440 DPS-TRAVEL & CONFERENCE	E	0.00	0.00	0.00	0.00	0.00	0.00
0450 DPS-MISCELLANEOUS	E	0.00	177.80	400.00	400.00	73.01	400.00
0505 DPS-MACHINERY & EQUIPMENT	E	359.97	0.00	2,000.00	1,650.00	547.95	2,000.00
-----							
DEPT OF PUBLIC SAFETY		3,992.63	2,745.56	17,141.97	17,141.97	2,826.59	7,200.00
0475 OPEN							
=====							
0470 GRIMES COUNTY SUPPLEMENT	E	0.00	0.00	0.00	0.00	0.00	0.00
-----							
OPEN		0.00	0.00	0.00	0.00	0.00	0.00
0478 INDIGENT HEALTH CARE							
=====							
0449 HOSPITAL/MEDICAL	E	73,629.34	170,066.02	200,000.00	209,753.96	168,252.74	250,000.00
0472 ADMINISTRATION-BVCOG	E	24,046.96	23,500.00	23,500.00	23,500.00	17,625.00	23,500.00
-----							
INDIGENT HEALTH CARE		97,676.30	193,566.02	223,500.00	233,253.96	185,877.74	273,500.00
0480 RABIES CONTROL LRCA							
=====							
0497 RABIES-VET CHARGES	E	0.00	0.00	500.00	500.00	0.00	500.00
-----							
RABIES CONTROL LRCA		0.00	0.00	500.00	500.00	0.00	500.00
0483 COUNTY COORDINATOR-PERMITS/INSPECT							
=====							
0123 SALARY- COORDINATOR	E	32,160.56	36,299.91	36,439.60	36,439.60	32,111.45	38,261.58
0130 SALARY-SECRETARY	E	17,924.68	17,992.00	18,065.38	18,065.38	15,165.61	24,024.00
0131 SALARY - OVERTIME	E	44.10	0.00	0.00	0.00	0.00	0.00
0205 F I C A	E	3,940.56	4,152.99	4,169.63	4,169.63	3,616.56	4,764.85
0210 GROUP INSURANCE	E	12,019.97	13,332.30	14,240.16	14,240.16	12,434.10	15,026.88
0215 RETIREMENT	E	3,606.04	3,800.42	3,815.35	3,815.35	3,309.39	4,359.99
0220 RETIREMENT-SDB	E	309.06	333.47	337.93	337.93	268.90	386.17
0225 UNEMPLOYMENT INS	E	242.82	155.13	163.51	163.51	106.96	186.86
0305 LIC/PERM-OFFICE SUPPLIES	E	649.89	929.78	1,200.00	1,200.00	777.53	1,200.00
0310 LIC/PERM-POSTAGE	E	193.05	139.89	154.00	154.00	55.53	150.00
0403 LIC/PERM-FILM & PROCESSING	E	0.00	0.00	0.00	0.00	0.00	0.00
0404 LIC/PERM-SEPTIC INSPECTIONS	E	0.00	0.00	0.00	0.00	0.00	0.00
0405 LIC/PERM-RENTALS & CONTRACTS	E	44.00	44.00	46.00	46.00	44.00	46.00
0410 LIC/PERM-REPAIRS & MAINTENANCE	E	748.32	92.75	2,000.00	2,000.00	121.57	2,000.00

Account Number and Title	T C	Experience YEAR - 2009	Experience YEAR - 2010	Org Budget YEAR - 2011	Act Budget YEAR - 2011	Experience YEAR - 2011	Prop Budget YEAR - 2012
REPORTING FUND: 0010 GENERAL FUND							
0414 LIC/PERM-FUEL - VEHICLE	E	1,406.84	1,287.69	4,000.00	4,000.00	1,617.64	4,000.00
0415 LIC/PERM-TELEPHONE	E	651.04	4.93	500.00	500.00	0.10	300.00
0433 LIC/PERM-TELEPHONE-MOBILE	E	677.77	437.75	800.00	800.00	388.73	800.00
0440 LIC/PERM-TRAVEL & CONFERENCE	E	481.97	1,445.51	1,100.00	1,100.00	1,099.50	1,250.00
0450 LIC/PERM-MISCELLANEOUS	E	701.72	109.99	1,000.00	1,000.00	220.99	1,000.00
0477 LIC/PERM-TIRES & TUBES	E	1,201.44	0.00	0.00	0.00	0.00	1,250.00
0480 LIC/PERM-INSURANCE VEHICLE	E	0.00	0.00	0.00	0.00	0.00	0.00
0481 LIC/PERM-INSURANCE	E	0.00	0.00	0.00	0.00	0.00	0.00
0505 LIC/PERM-MACHINERY & EQUIPMENT	E	2,124.00	0.00	0.00	0.00	0.00	0.00
0571 LIC/PERM-CAPITAL LEASE-VEHICLE	E	7,874.04	0.00	0.00	0.00	0.00	0.00
-----							
COUNTY COORDINATOR-PERMITS/INSPECT		87,001.87	80,558.51	88,031.56	88,031.56	71,338.56	99,006.33
0488 GARBAGE							
=====							
0131 SALARY - OVERTIME	E	0.00	0.00	0.00	0.00	0.00	0.00
0148 WAGES-CREWS	E	46,210.30	48,348.55	51,733.64	51,733.64	43,041.08	54,320.32
0205 F I C A	E	3,507.92	3,671.33	3,957.63	3,957.63	3,251.25	4,155.50
0210 GROUP INSURANCE	E	6,227.59	6,679.79	14,240.16	14,240.16	6,230.07	7,513.44
0215 RETIREMENT	E	3,220.13	3,261.40	3,621.35	3,621.35	2,747.08	3,802.42
0220 RETIREMENT-SDB	E	276.05	286.01	320.75	320.75	223.22	336.79
0225 GARBAGE-UNEMPLOYMENT INS	E	197.70	144.23	155.20	155.20	97.63	162.96
0308 OPERATING SUPPLIES	E	2,124.25	3,322.24	3,500.00	3,500.00	2,441.19	3,500.00
0405 RENTALS & CONTRACTS	E	4,020.00	4,320.00	4,900.00	4,900.00	3,465.00	4,900.00
0410 GARBAGE - REPAIRS & MAINTENANCE	E	801.20	582.20	3,791.67	3,791.67	406.00	3,000.00
0428 UNIFORMS-GARBAGE	E	864.64	2,026.52	2,464.00	2,464.00	489.05	2,000.00
0433 TELEPHONE - MOBILES	E	0.00	0.00	0.00	0.00	0.00	0.00
0440 GARBAGE-TRAVEL	E	0.00	0.00	0.00	0.00	0.00	0.00
0450 MISCELLANEOUS	E	0.00	0.00	0.00	0.00	0.00	2,500.00
0485 UTILITIES	E	2,032.08	1,640.70	2,000.00	2,000.00	1,817.73	2,000.00
0487 GARBAGE PICK UP	E	68,753.88	70,441.49	84,564.00	84,564.00	68,844.72	84,564.00
0505 MACHINERY & EQUIPMENT	E	109.00	847.94	3,000.00	3,000.00	0.00	2,000.00
-----							
GARBAGE		138,344.74	145,572.40	178,248.40	178,248.40	133,054.02	174,755.43
0489 CRIME VICTIMS ASSISTANCE							
=====							
0126 SALARY-DEPARTMENT HEAD	E	41,374.55	42,452.15	42,615.52	42,615.52	37,553.71	44,746.30
0127 Crime Victim Assistant	E	0.00	0.00	0.00	0.00	0.00	0.00
0131 SALARY - OVERTIME	E	0.00	0.00	0.00	0.00	0.00	0.00
0205 F I C A	E	3,197.24	3,280.91	3,260.08	3,260.08	2,904.02	3,423.08
0210 GROUP INSURANCE	E	6,227.59	6,679.79	7,120.08	7,120.08	6,230.07	7,513.44
0215 RETIREMENT	E	2,896.34	2,971.55	2,983.09	2,983.09	2,628.67	3,132.24
0220 RETIREMENT-SDB	E	248.21	260.66	264.22	264.22	213.38	277.43
0225 CVC-UNEMPLOYMENT INS	E	165.13	121.30	128.08	128.08	85.40	134.48
0305 CVC-OFFICE SUPPLIES	E	236.73	463.12	650.00	650.00	215.53	650.00
0310 CVC-POSTAGE	E	45.75	2.55	735.00	735.00	21.10	735.00
0407 CVC-DONATIONS-SPECIAL SERVICES	E	267.52	239.61	250.00	250.00	0.00	250.00
0410 CVC-REPAIR & MAINTENANCE	E	126.60	938.77	570.00	570.00	0.00	570.00
0412 CVC - R&M VEHICLE	E	125.52	778.76	750.00	750.00	136.92	750.00
0414 CVC - FUEL VEHICLE	E	1,541.40	3,145.06	2,500.00	3,100.00	2,917.76	3,000.00
0415 CVC-TELEPHONE	E	69.01	51.58	330.00	330.00	126.78	330.00
0425 DUES AND SUBSCRIPTIONS	E	50.00	0.00	100.00	100.00	0.00	100.00
0430 CVC-OFFICE RENT	E	0.00	0.00	0.00	0.00	0.00	0.00
0433 CVC-TELEPHONE-MOBILE	E	1,472.93	1,161.04	1,600.00	1,600.00	944.71	1,600.00

Account Number and Title	T C	Experience YEAR - 2009	Experience YEAR - 2010	Org Budget YEAR - 2011	Act Budget YEAR - 2011	Experience YEAR - 2011	Prop Budget YEAR - 2012
REPORTING FUND: 0010 GENERAL FUND							
0440 CVC-TRAVEL & CONFERENCES	E	1,949.13	2,034.24	3,000.00	3,000.00	1,057.14	3,000.00
0443 CVC-TRAVEL IN COUNTY	E	0.00	0.00	0.00	0.00	0.00	0.00
0445 CVC-DIRECT VICTIM EXPENSES	E	1,483.51	5,250.10	7,300.00	7,121.00	1,095.61	7,300.00
0446 RENAISSANCE WITNESS FEES	E	0.00	0.00	0.00	0.00	0.00	0.00
0450 CVC-MISCELLANEOUS	E	3,600.00	9,500.00	6,000.00	6,000.00	5,614.98	7,000.00
0452 CVC-TEXAS VINE GRANT EXPENDITURES	E	0.00	0.00	0.00	0.00	0.00	0.00
0477 CVC-TIRES & TUBES	E	41.11	848.12	219.00	219.00	0.00	900.00
0480 CVC-INSURANCE	E	0.00	0.00	0.00	0.00	0.00	0.00
0505 CVC-MACHINERY & EQUIPMENT	E	1,573.08	835.99	2,500.00	2,500.00	0.00	2,500.00
0571 CVC-CAPITAL LEASE	E	7,500.00	6,135.72	6,135.72	6,135.72	6,135.72	0.00
-----	-----	-----	-----	-----	-----	-----	-----
CRIME VICTIMS ASSISTANCE		74,191.35	87,151.02	89,010.79	89,431.79	67,881.50	87,911.97
0561 BAIL BOND BOARD							
-----	-----	-----	-----	-----	-----	-----	-----
0505 MACHINERY & EQUIPMENT	E	0.00	0.00				
-----	-----	-----	-----	-----	-----	-----	-----
BAIL BOND BOARD		0.00	0.00	0.00	0.00	0.00	0.00
0700 TRANSFERS TO							
-----	-----	-----	-----	-----	-----	-----	-----
0015 TRANSFER TO	E	0.00	0.00	0.00	0.00	0.00	0.00
0017 TRANSFER INTO GAME WARDEN FD	E	1,750.00	0.00	0.00	0.00	0.00	4,100.00
0018 TRANSFER TO GAME WARDEN	E		4,100.00				
0020 TRANSFER TO ROAD & BRIDGE	E	0.00	0.00	0.00	0.00	0.00	0.00
0023 TRANSFER TO DISTRICT CLERK SPECIAL	E	0.00	0.00	0.00	0.00	0.00	0.00
0027 TRANSFER TO APPELLATE JUDICIAL SYS	E	3,782.00	7,500.00	11,282.00	11,282.00	11,282.00	11,282.00
0028 TRANSFER TO FORFEITURE	E	0.00	0.00	0.00	0.00	0.00	0.00
0031 TRANSFER TO LAW LIBRARY	E	0.00	0.00	0.00	0.00	0.00	0.00
0032 TRANSFERS-COURTHOUSE DONATION FUND	E	0.00	0.00	0.00	0.00	0.00	0.00
0034 TRANSFER TO 911 ADDRESSING	E	41,553.26	39,234.32	39,765.81	39,765.81	39,765.81	39,765.81
0036 TRANSFER TO FAIRGROUNDS	E	170,563.04	166,441.16	167,470.88	167,470.88	167,470.88	167,470.88
0039 TRANSFER TO DIVERSION	E	0.00	0.00	0.00	0.00	0.00	0.00
0041 TRANSFER TO CAPITAL MURDER FUND	E		100,000.00	250,000.00	250,000.00	250,000.00	250,000.00
0042 TRANSFER TO JUVENILE PROB	E	0.00	0.00	0.00	0.00	0.00	0.00
0045 TRANSFER TO JUVENILE PROBATION	E	86,000.00	86,000.00	86,000.00	86,000.00	86,000.00	86,000.00
0049 TRANSFER TO CAPITAL PROJECT FUND	E	0.00	306,819.56	434,524.60	434,524.60	434,524.60	434,524.60
0070 TRANSFER TO	E	0.00	0.00	0.00	0.00	0.00	0.00
0072 TRANSFER TO HISTORICAL CRTHSE	E		0.00	12,000.00	12,000.00	12,000.00	12,000.00
0074 TRANSFER TO RIGHT OF WAY	E	0.00	0.00	0.00	0.00	0.00	0.00
0075 TRANSFER TO BUILDING FUND	E	0.00	0.00	0.00	0.00	0.00	0.00
0076 TRANSFER TO GAS SHED	E	0.00	0.00	0.00	0.00	0.00	0.00
0077 TRANSFER TO NAVASOTA ANNEX	E	0.00	0.00	0.00	0.00	0.00	0.00
0078 TRANSFER TO BJA RECOVERY ACT GRANT	E	0.00	0.00	0.00	0.00	0.00	0.00
0079 TRANSFER TO EBM JUSTICE ASST PROG	E	0.00	0.00	0.00	0.00	0.00	0.00
0083 TRANSFER TO COURTHOUSE RESTORATION	E	0.00	0.00	0.00	0.00	0.00	0.00
0084 TRANSFER TO EDUCATION CONNECTION 56	E	0.00	0.00	0.00	0.00	0.00	0.00
0085 TRANSFER TO COPS GRANT	E	0.00	0.00	0.00	0.00	0.00	0.00
0086 TRANSFER TO COPS IN SCHOOLS	E	0.00	0.00	10,153.88	10,153.88	10,153.88	10,153.88
0087 TRANSFER TO SAFETY ENFORCEMENT GRT	E	0.00	0.00	0.00	0.00	0.00	0.00
-----	-----	-----	-----	-----	-----	-----	-----
TRANSFERS TO		300,148.30	710,095.04	1,011,197.17	1,011,197.17	990,889.41	1,015,297.17



Account Number and Title	T C	Experience YEAR - 2009	Experience YEAR - 2010	Org Budget YEAR - 2011	Act Budget YEAR - 2011	Experience YEAR - 2011	Prop Budget YEAR - 2012
REPORTING FUND: 0017 17-103-000							
0240 TRANSFERS							
=====							
0006 TRANSFER INTO GAME WARDEN FD	I	0.00					
TRANSFERS		0.00	0.00	0.00	0.00	0.00	0.00
0310 REVENUES							
=====							
0001 TRANSFERS TO GAME WARDEN	I	1,750.00	4,100.00	4,100.00	4,100.00	4,100.00	4,729.27
REVENUES		1,750.00	4,100.00	4,100.00	4,100.00	4,100.00	4,729.27
0400 EXPENDITURES							
=====							
0305 OFFICE SUPPLIES	E	0.00	0.00	0.00	0.00	0.00	0.00
0310 POSTAGE	E	0.00	0.00	0.00	0.00	0.00	0.00
0405 RENTALS AND CONTRACTS	E	0.00	0.00	0.00	0.00	0.00	0.00
0410 REPAIRS AND MAINTENANCE	E	99.00	1,174.00	3,000.00	3,000.00	0.00	500.00
0414 FUEL	E	854.93	300.00	500.00	500.00	0.00	500.00
0415 TELEPHONE	E	0.00	0.00	0.00	0.00	0.00	0.00
0433 TELEPHONE-MOBILE	E	0.00	0.00	0.00	0.00	0.00	0.00
0440 TRAVEL	E	0.00	0.00	0.00	0.00	0.00	0.00
0450 MISCELLANEOUS	E	491.51	559.83	600.00	600.00	0.00	600.00
0505 MACHINERY AND EQUIPMENT	E	1,000.00	2,000.00	0.00	0.00	0.00	2,500.00
EXPENDITURES		2,445.44	4,033.83	4,100.00	4,100.00	0.00	4,100.00
17-103-000							
Income Totals		1,750.00	4,100.00	4,100.00	4,100.00	4,100.00	4,729.27
Expense Totals		2,445.44	4,033.83	4,100.00	4,100.00	0.00	4,100.00

Account Number and Title	T C	Experience YEAR - 2009	Experience YEAR - 2010	Org Budget YEAR - 2011	Act Budget YEAR - 2011	Experience YEAR - 2011	Prop Budget YEAR - 2012
REPORTING FUND: 0018 TEXAS VINE GRANT #908095							
0375 REVENUE							
=====							
0001 TEXAS VINE GRANT REVENUE	I	0.00	6,739.00	7,000.00	7,000.00	5,843.00	5,843.00
-----							
REVENUE		0.00	6,739.00	7,000.00	7,000.00	5,843.00	5,843.00
0500 EXPENDITURES							
=====							
0101 TEXAS VINE GRANT EXPENSES	E	6,739.00	5,843.00	7,000.00	7,000.00	0.00	5,843.00
-----							
EXPENDITURES		6,739.00	5,843.00	7,000.00	7,000.00	0.00	5,843.00
TEXAS VINE GRANT #908095							
Income Totals		0.00	6,739.00	7,000.00	7,000.00	5,843.00	5,843.00
Expense Totals		6,739.00	5,843.00	7,000.00	7,000.00	0.00	5,843.00



Account Number and Title	T C	Experience YEAR - 2009	Experience YEAR - 2010	Org Budget YEAR - 2011	Act Budget YEAR - 2011	Experience YEAR - 2011	Prop Budget YEAR - 2012
REPORTING FUND: 0020 SPECIAL REVENUE FUND							
0372 SALE OF EQUIPMENT							
0001 SALE OF EQUIPMENT-RB	I	0.00	0.00	0.00	0.00	0.00	0.00
0002 SALE OF EQUIPMENT-RB PCT #2	I	0.00	0.00				
0003 SALE OF EQUIPMENT-RB PCT #3	I	0.00	0.00				
SALE OF EQUIPMENT		0.00	0.00	0.00	0.00	0.00	0.00
0375 REVENUE							
0001 MISCELLANEOUS REVENUE	I	210,288.68	52,208.29	53,435.28	158,295.52	112,053.91	133,397.52
REVENUE		210,288.68	52,208.29	53,435.28	158,295.52	112,053.91	133,397.52
0380 INTEREST							
0001 INTEREST EARNED	I	18,946.81	33,131.31	30,854.34	30,854.34	12,573.38	14,968.31
INTEREST		18,946.81	33,131.31	30,854.34	30,854.34	12,573.38	14,968.31
0390 NONBUSINESS LICENSES							
0001 VEHICLE REGISTRATION	I	627,105.87	631,536.02	743,293.77	743,293.77	622,259.07	711,037.94
NONBUSINESS LICENSES		627,105.87	631,536.02	743,293.77	743,293.77	622,259.07	711,037.94
0393 WEIGHT FEES							
0001 WEIGHT FEES	I	30,363.48	26,879.80	32,385.30	32,385.30	27,215.72	32,399.67
WEIGHT FEES		30,363.48	26,879.80	32,385.30	32,385.30	27,215.72	32,399.67
0394 STATE LATERAL ROAD							
0001 STATE LATERAL ROAD	I	28,909.83	28,744.15	28,744.15	28,744.15	28,888.44	28,888.44
STATE LATERAL ROAD		28,909.83	28,744.15	28,744.15	28,744.15	28,888.44	28,888.44
0395 MISCELLANEOUS RECEIPTS							
0001 MISCELLANEOUS	I	0.00	0.00				
MISCELLANEOUS RECEIPTS		0.00	0.00	0.00	0.00	0.00	0.00
0396 TRANSFERS FROM							
0010 TRANSFER FROM BRIDGES	I	0.00	35,011.32				
0072 TRANSFER FROM RIGHT OF WAY	I	0.00	114,366.50				
TRANSFERS FROM		0.00	149,377.82	0.00	0.00	0.00	0.00

Account Number and Title	T C	Experience YEAR - 2009	Experience YEAR - 2010	Org Budget YEAR - 2011	Act Budget YEAR - 2011	Experience YEAR - 2011	Prop Budget YEAR - 2012
REPORTING FUND: 0020 SPECIAL REVENUE FUND							
0397 TRANSFERS							
=====							
0070 TRANSFER FROM	I	0.00	0.00	0.00	0.00	0.00	0.00
-----							
TRANSFERS		0.00	0.00	0.00	0.00	0.00	0.00
0410 BOND ISSUANCE COST							
=====							
0496 BOND ISSUANCE COST	E	0.00	0.00				
-----							
BOND ISSUANCE COST		0.00	0.00	0.00	0.00	0.00	0.00
0490 ROAD & BRIDGE-GENERAL							
=====							
0115 Salary-Superintendent	E	10,104.63	56,650.13	56,867.88	56,867.88	50,113.32	59,711.27
0116 SALARY Foremen	E	45,721.50	45,760.00	45,760.00	45,760.00	40,480.00	48,048.00
0130 Salary-Administrative Assistant	E	48,641.11	51,484.47	56,034.68	56,034.68	48,781.13	58,836.41
0131 SALARY - OVERTIME	E	11,701.77	13,907.59	16,837.35	16,837.35	4,229.74	17,679.22
0148 Wages-Road & Bridge Personnel	E	540,764.12	578,665.31	597,928.00	597,928.00	506,123.78	627,824.40
0205 F I C A	E	48,666.54	54,167.95	59,167.23	59,167.23	47,607.44	62,125.59
0210 GROUP INSURANCE	E	152,301.45	160,707.70	199,362.24	199,362.24	151,859.08	210,376.32
0215 RETIREMENT	E	45,985.49	51,213.01	54,139.95	54,139.95	45,436.77	56,846.95
0220 RETIREMENT-SDB	E	3,941.41	4,493.38	4,795.25	4,795.25	3,689.23	5,035.01
0225 Unemployment Insurance	E	3,034.29	2,185.01	2,320.28	2,320.28	1,491.90	2,436.29
0305 Office Supplies	E	4,201.21	1,787.52	4,500.00	4,500.00	2,706.37	4,500.00
0310 Postage	E	145.74	59.84	300.00	300.00	67.61	300.00
0405 Rentals & Contracts	E	5,787.35	9,857.41	13,000.00	16,100.00	13,426.72	20,000.00
0410 Repairs & Maintenance	E	110,033.30	96,281.96	125,000.00	75,000.00	56,467.66	100,000.00
0414 Fuel	E	181,508.83	213,978.57	242,879.92	242,879.92	223,128.81	242,879.92
0415 Telephone	E	4,708.23	1,647.12	3,000.00	3,000.00	1,171.15	3,000.00
0420 Professional Services	E	17,519.76	9,653.19	20,000.00	12,751.00	9,550.95	20,000.00
0428 Uniforms	E	7,284.08	8,797.14	8,000.00	8,000.00	6,229.19	8,000.00
0432 Alcohol/Drug Testing	E	992.50	1,527.50	2,500.00	2,500.00	917.50	2,500.00
0433 Telephone - Mobile	E	8,341.07	8,387.89	9,500.00	9,500.00	6,914.75	9,500.00
0440 Travel & Conferences	E	120.00	1,026.41	2,500.00	2,500.00	1,598.95	2,500.00
0450 Miscellaneous (Signs,etc.)	E	10,205.75	12,921.23	20,650.10	22,150.10	21,564.95	20,650.10
0462 Contract Hauling	E	16,819.52	30,025.00	62,500.00	24,800.00	15,490.00	49,000.00
0463 Culverts	E	76,739.06	39,627.46	60,000.00	32,000.00	11,132.01	60,000.00
0464 Oil & Lubricants	E	10,516.94	8,458.99	17,500.00	17,500.00	12,972.17	17,500.00
0465 FEMA/ROAD MATL	E	0.00	0.00	0.00	0.00	0.00	0.00
0466 Materials-Road	E	1,583,917.39	1,809,771.31	1,616,383.08	1,727,632.08	1,344,313.10	1,616,383.08
0467 Dozer Work	E	0.00	0.00	0.00	0.00	0.00	0.00
0468 CONTRACT Service-Bridge	E	18,725.00	30,457.50	40,000.00	40,000.00	7,600.00	40,000.00
0469 Materials-Bridge	E	36,812.45	8,427.72	40,000.00	40,000.00	19,931.67	40,000.00
0470 MATERIALS - CR#172	E	21,918.92	0.00	0.00	0.00	0.00	0.00
0473 Operating Supplies	E	37,968.30	34,249.11	40,000.00	54,000.00	46,534.88	40,000.00
0474 Contract Labor	E	14,930.00	20,517.50	60,000.00	60,000.00	56,042.20	60,000.00
0477 TIRES & Tubes	E	39,289.71	19,821.78	40,000.00	43,700.00	42,172.21	40,000.00
0480 Insurance	E	0.00	0.00	0.00	0.00	0.00	0.00
0485 Utilities	E	8,315.43	9,287.27	13,000.00	7,000.00	4,106.74	13,000.00
0490 TRAINING	E	5,000.00	300.00	5,000.64	400.64	90.00	5,000.64
0491 Capital Lease	E	396,898.73	50,780.46	188,983.09	188,983.09	146,612.14	188,983.09
0505 MACHINERY & EQUIPMENT	E	199,821.73	344,888.19	188,983.09	188,983.09	95,869.73	188,983.09
0508 NEW BUILDING - IOLA	E	29,496.66	99,999.97	30,000.00	30,000.00	18,573.49	0.00
0509 IMPROVEMENTS OTHER THAN BUILDING	E		0.00	0.00	0.00	0.00	0.00

Account Number and Title	T C	Experience YEAR - 2009	Experience YEAR - 2010	Org Budget YEAR - 2011	Act Budget YEAR - 2011	Experience YEAR - 2011	Prop Budget YEAR - 2012
REPORTING FUND: 0020 SPECIAL REVENUE FUND							
0600 SPECIAL PROJECTS - 2010	E	0.00	149,130.24	200,091.52	304,951.76	204,761.21	30,000.00
0602 BETHEL CEMETARY PROJECT	E		0.00	100,000.00	100,000.00	0.00	100,000.00
ROAD & BRIDGE-GENERAL		3,758,879.97	4,040,902.83	4,247,484.30	4,352,344.54	3,269,758.55	4,071,599.38
0700 TRANSFER TO							
=====							
0020 TRANSFER TO ROAD IMPROVEMENT	E	0.00	0.00	0.00	0.00	0.00	0.00
TRANSFER TO		0.00	0.00	0.00	0.00	0.00	0.00
SPECIAL REVENUE FUND							
Income Totals		5,463,344.28	4,806,254.06	4,247,484.30	4,352,344.54	3,578,330.68	4,071,599.38
Expense Totals		3,758,879.97	4,040,902.83	4,247,484.30	4,352,344.54	3,269,758.55	4,071,599.38

Account Number and Title	T C	Experience YEAR - 2009	Experience YEAR - 2010	Org Budget YEAR - 2011	Act Budget YEAR - 2011	Experience YEAR - 2011	Prop Budget YEAR - 2012
REPORTING FUND: 0021 RECORDS MGMT #1 (CC)							
0240 TRANSFERS							
=====							
0006 INTO RMP #1 (CC)	I	0.00	0.00				
-----	-----	-----	-----	-----	-----	-----	-----
TRANSFERS		0.00	0.00	0.00	0.00	0.00	0.00
0320 FEES							
=====							
0006 FEES-COUNTY CLERK	I	6,700.00-					
-----	-----	-----	-----	-----	-----	-----	-----
FEES		6,700.00-	0.00	0.00	0.00	0.00	0.00
0375 REVENUE							
=====							
0001 MISCELLANEOUS REVENUE	I	0.00	0.00	0.00	0.00	0.00	0.00
-----	-----	-----	-----	-----	-----	-----	-----
REVENUE		0.00	0.00	0.00	0.00	0.00	0.00
0760 REVENUES							
=====							
0006 FEES-COUNTY CLERK	I	43,515.51	28,552.00	29,489.54	29,489.54	37,484.78	40,986.94
0008 RECORDS ARCHIVE FEE	I		0.00				
-----	-----	-----	-----	-----	-----	-----	-----
REVENUES		43,515.51	28,552.00	29,489.54	29,489.54	37,484.78	40,986.94
0860 EXPENDITURES							
=====							
0110 SALARY	E	18,792.00	19,446.60	19,355.76	19,355.76	17,070.71	21,840.00
0120 SALARY-TEMPORARY/PARTTIME	E	11,566.80	6,602.40	0.00	0.00	128.00	0.00
0131 SALARY - OVERTIME	E	431.55	0.00	0.00	0.00	201.62	0.00
0205 F I C A	E	2,334.71	1,970.47	1,480.72	1,480.72	1,288.90	1,670.76
0210 GROUP INSURANCE	E	6,227.59	6,861.01	7,120.08	7,120.08	6,230.07	7,513.44
0215 RETIREMENT	E	2,155.34	1,823.38	1,354.90	1,354.90	1,217.98	1,528.80
0220 RETIREMENT-SDB	E	184.72	160.06	120.01	120.01	98.93	135.41
0225 RM1-UNEMPLOYMENT INS	E	110.71	72.24	58.07	58.07	38.74	65.52
0405 RENTALS & CONTRACTS	E	0.00	0.00	0.00	640.00	0.00	0.00
0410 MAINTENANCE OF RECORDS	E	6,395.74	1,440.94	0.00	0.00	29,217.80	0.00
0450 MISCELLANEOUS	E	886.52	0.00	0.00	0.00	0.00	0.00
0481 WORKERS COMPENSATION INS	E	0.00	0.00	0.00	0.00	0.00	0.00
0505 MACHINERY & EQUIPMENT	E	2,123.00	1,569.00	0.00	0.00	0.00	0.00
0506 SOFTWARE-COURT-	E	0.00	0.00	0.00	0.00	0.00	0.00
-----	-----	-----	-----	-----	-----	-----	-----
EXPENDITURES		51,208.68	39,946.10	29,489.54	30,129.54	55,492.75	32,753.93
RECORDS MGMT #1 (CC)							
Income Totals		36,815.51	28,552.00	29,489.54	29,489.54	37,484.78	40,986.94
Expense Totals		51,208.68	39,946.10	29,489.54	30,129.54	55,492.75	32,753.93

Account Number and Title	T C	Experience YEAR - 2009	Experience YEAR - 2010	Org Budget YEAR - 2011	Act Budget YEAR - 2011	Experience YEAR - 2011	Prop Budget YEAR - 2012
REPORTING FUND: 0022 RECORDS MGMT #2 (DC & CC)							
0240 TRANSFERS							
=====							
0006 INTO RMP #2	I		0.00				
-----							
TRANSFERS		0.00	0.00	0.00	0.00	0.00	0.00
0765 REVENUES							
=====							
0006 FEES-COUNTY CLERK	I	0.00	0.00	0.00	0.00	0.00	0.00
0008 FEES-DISTRICT CLERK	I	5,867.97	6,663.04	6,978.60	6,978.60	4,789.24	5,044.11
0010 TECHNOLOGY FUND INCOME	I	0.00	0.00				
-----							
REVENUES		5,867.97	6,663.04	6,978.60	6,978.60	4,789.24	5,044.11
0865 EXPENDITURES							
=====							
0099 EXPENDITURES	E	0.00	0.00	0.00	0.00	0.00	0.00
0120 SALARY-ASS'T PART TIME	E	0.00	0.00	0.00	0.00	0.00	0.00
0205 FICA	E	0.00	0.00	0.00	0.00	0.00	0.00
0210 GROUP INSURANCE	E	0.00	0.00	0.00	0.00	0.00	0.00
0215 RETIREMENT	E	0.00	0.00	0.00	0.00	0.00	0.00
0220 RETIREMENT-SDB	E	0.00	0.00	0.00	0.00	0.00	0.00
0225 UNEMPLOYMENT	E		0.00	0.00	0.00	0.00	0.00
0410 MAINTENANCE OF RECORDS	E	8,268.79	9,767.36	3,000.00	4,190.63	7,521.53	3,000.00
0420 TECHNOLOGY FUND EXPENSE	E	0.00	0.00	0.00	0.00	0.00	0.00
0450 MISC EXPENSE	E	306.61					
-----							
EXPENDITURES		8,575.40	9,767.36	3,000.00	4,190.63	7,521.53	3,000.00
RECORDS MGMT #2 (DC & CC)							
Income Totals		5,867.97	6,663.04	6,978.60	6,978.60	4,789.24	5,044.11
Expense Totals		8,575.40	9,767.36	3,000.00	4,190.63	7,521.53	3,000.00







Account Number and Title	T C	Experience YEAR - 2009	Experience YEAR - 2010	Org Budget YEAR - 2011	Act Budget YEAR - 2011	Experience YEAR - 2011	Prop Budget YEAR - 2012
REPORTING FUND: 0027 APPELLATE JUD SYSTEM FUND							
0240 TRANSFERS							
=====							
0006 INTO APPELLATE JUDICIAL SYSTEM	I	0.00	0.00				
-----	-----	-----	-----	-----	-----	-----	-----
TRANSFERS		0.00	0.00	0.00	0.00	0.00	0.00
0320 INCOME - FEES							
=====							
0006 COUNTY CLERK FEES	I	60.00-					
-----	-----	-----	-----	-----	-----	-----	-----
INCOME - FEES		60.00-	0.00	0.00	0.00	0.00	0.00
0396 TRANSFER FROM							
=====							
0010 TRANSFER FROM GENERAL FUND	I	3,782.00	7,500.00	11,282.00	11,282.00	11,282.00	11,282.00
-----	-----	-----	-----	-----	-----	-----	-----
TRANSFER FROM		3,782.00	7,500.00	11,282.00	11,282.00	11,282.00	11,282.00
0751 REVENUES							
=====							
0006 FEES-COUNTY CLERK	I	510.00	385.00	430.00	430.00	570.20	649.05
0008 FEES-DISTRICT CLERK	I	1,378.76	1,459.33	1,579.92	1,579.92	986.75	989.49
0034 GRIMES COUNTY SUPPLEMENT	I	0.00	0.00	0.00	0.00	0.00	0.00
-----	-----	-----	-----	-----	-----	-----	-----
REVENUES		1,888.76	1,844.33	2,009.92	2,009.92	1,556.95	1,638.54
0851 EXPENDITURES							
=====							
0441 COURT OF APPEALS	E	9,782.00	155.00	12,840.81	12,840.81	5,126.00	12,840.81
0450 MISCELLANEOUS	E	0.00	0.00	451.11	451.11	0.00	451.11
-----	-----	-----	-----	-----	-----	-----	-----
EXPENDITURES		9,782.00	155.00	13,291.92	13,291.92	5,126.00	13,291.92
APPELLATE JUD SYSTEM FUND							
Income Totals		5,610.76	9,344.33	13,291.92	13,291.92	12,838.95	12,920.54
Expense Totals		9,782.00	155.00	13,291.92	13,291.92	5,126.00	13,291.92

Account Number and Title	T C	Experience YEAR - 2009	Experience YEAR - 2010	Org Budget YEAR - 2011	Act Budget YEAR - 2011	Experience YEAR - 2011	Prop Budget YEAR - 2012
REPORTING FUND: 0028 OPEN							
0718 REVENUES							
=====							
0006 FORFEITED MONEY	I	0.00	0.00	0.00	0.00	0.00	0.00
0008 RECOVERED CI FUNDS	I	0.00					
0010 REIMBURSEMENT-CK1515 (STORAGE FEES)	I	0.00	0.00	0.00	0.00	0.00	0.00
0012 REIMBURSEMENT	I	0.00	0.00	0.00	0.00	0.00	0.00
0014 SALES PROCEEDS	I	0.00	0.00	0.00	0.00	0.00	0.00
0099 REVENUES	I	0.00	0.00	0.00	0.00	0.00	0.00
-----		-----					
REVENUES		0.00	0.00	0.00	0.00	0.00	0.00
0800 TRANSFERS OUT							
=====							
0089 TRANSFER TO OTHER AGENCY FUNDS	E	15,040.27					
-----		-----					
TRANSFERS OUT		15,040.27	0.00	0.00	0.00	0.00	0.00
0818 EXPENDITURES							
=====							
0099 EXPENDITURES	E	0.00	0.00	0.00	0.00	0.00	0.00
0450 MISCELLANEOUS EXPENSE	E	0.00	0.00	0.00	0.00	0.00	0.00
0451 REIMBURSEMENT	E	0.00	0.00	0.00	0.00	0.00	0.00
0454 CI FUNDS	E	0.00					
0455 RETURN OF SEIZED FUNDS	E	0.00					
0460 SEIZURE	E	0.00					
0462 STORAGE	E	0.00					
0464 TRIAL AIDS	E	0.00					
0505 EQUIPMENT	E	0.00	0.00	0.00	0.00	0.00	0.00
-----		-----					
EXPENDITURES		0.00	0.00	0.00	0.00	0.00	0.00
OPEN							
Income Totals		0.00	0.00	0.00	0.00	0.00	0.00
Expense Totals		15,040.27	0.00	0.00	0.00	0.00	0.00



Account Number and Title	T C	Experience YEAR - 2009	Experience YEAR - 2010	Org Budget YEAR - 2011	Act Budget YEAR - 2011	Experience YEAR - 2011	Prop Budget YEAR - 2012
REPORTING FUND: 0031 LAW LIBRARY							
0240 TRANSFERS							
=====							
0006 INTO LAW LIBRARY	I	0.00					
-----							
TRANSFERS		0.00	0.00	0.00	0.00	0.00	0.00
0320 INCOME - FEES							
=====							
0006 COUNTY CLERK FEES	I	700.00-					
-----							
INCOME - FEES		700.00-	0.00	0.00	0.00	0.00	0.00
0776 REVENUES							
=====							
0006 FEES-COUNTY CLERK	I	4,900.00	3,325.00	4,060.00	4,060.00	4,235.00	4,708.34
0008 FEES-DISTRICT CLERK	I	9,689.97	10,215.31	11,059.48	11,059.48	7,783.58	7,969.68
0034 SUPPLEMENT-GRIMES COUNTY	I	0.00	0.00	0.00	0.00	0.00	0.00
-----							
REVENUES		14,589.97	13,540.31	15,119.48	15,119.48	12,018.58	12,678.02
0876 EXPENDITURES							
=====							
0305 OFFICE SUPPLIES	E	0.00	0.00	0.00	0.00	0.00	0.00
0405 RENTALS & CONTRACTS	E	180.00-	0.00	500.00	500.00	0.00	500.00
0415 TELEPHONE	E	0.00	0.00	0.00	0.00	0.00	0.00
0436 BOOKS & SUBSCRIPTIONS	E	4,619.00	5,559.00	5,500.00	5,500.00	4,718.50	7,000.00
0505 MACHINERY & EQUIPMENT	E	0.00	0.00	0.00	0.00	0.00	0.00
-----							
EXPENDITURES		4,439.00	5,559.00	6,000.00	6,000.00	4,718.50	7,500.00
LAW LIBRARY							
Income Totals		13,889.97	13,540.31	15,119.48	15,119.48	12,018.58	12,678.02
Expense Totals		4,439.00	5,559.00	6,000.00	6,000.00	4,718.50	7,500.00



Account Number and Title	T C	Experience YEAR - 2009	Experience YEAR - 2010	Org Budget YEAR - 2011	Act Budget YEAR - 2011	Experience YEAR - 2011	Prop Budget YEAR - 2012
REPORTING FUND: 0033 JUSTICE OF THE PEACE TECHNOLOGY FD							
0320 FEES							
0012 JUSTICE OF THE PEACE #1	I	3,275.63	2,613.33	2,755.66	2,755.66	2,203.59	2,317.18
0014 JUSTICE OF THE PEACE #2	I	3,784.00	2,788.30	2,718.43	2,718.43	2,553.50	2,921.02
0015 JUSTICE OF THE PEACE #3	I	13,116.00	8,956.00	8,939.75	8,939.75	7,820.34	8,567.86
FEES		20,175.63	14,357.63	14,413.84	14,413.84	12,577.43	13,806.06
0709 REVENUES							
0099 REVENUES	I	0.00	0.00	0.00	0.00	0.00	0.00
REVENUES		0.00	0.00	0.00	0.00	0.00	0.00
0809 EXPENDITURES							
0099 MACHINERY AND EQUIPMENT	E	7,451.30	0.00				
0401 JP#1 TRAVEL FOR TECH CONFERENCES	E	0.00	0.00	0.00	700.00	1,076.76	0.00
0402 JP#2 TRAVEL FOR TECH CONFERENCES	E	0.00	0.00	0.00	0.00	0.00	0.00
0403 JP#3 TRAVEL FOR TECH CONFERENCES	E	0.00	0.00	0.00	0.00	0.00	0.00
0440 TRAVEL FOR TECHNOLOGY CONFERENCES	E	528.30	0.00	700.00	0.00	0.00	0.00
0501 JP#1 MACHINERY AND EQPT	E	0.00	10,478.90	6,666.66	6,666.66	3,816.51	2,317.18
0502 JP#2 MACHINERY AND EQPT	E	0.00	6,179.98	6,666.66	3,571.64	2,762.62	2,921.02
0503 JP#3 MACHINERY AND EQPT	E	0.00	3,341.12	6,666.68	9,761.70	9,026.72	8,567.86
EXPENDITURES		7,979.60	20,000.00	20,700.00	20,700.00	16,682.61	13,806.06
JUSTICE OF THE PEACE TECHNOLOGY FD							
Income Totals		20,175.63	14,357.63	14,413.84	14,413.84	12,577.43	13,806.06
Expense Totals		7,979.60	20,000.00	20,700.00	20,700.00	16,682.61	13,806.06

Account Number and Title	T C	Experience YEAR - 2009	Experience YEAR - 2010	Org Budget YEAR - 2011	Act Budget YEAR - 2011	Experience YEAR - 2011	Prop Budget YEAR - 2012
REPORTING FUND: 0034 911 ADDRESSING							
0240 TRANSFERS							
=====							
0006 INTO 911 ADDRESSING	I	0.00	0.00	0.00	0.00	0.00	0.00
-----	-----	-----	-----	-----	-----	-----	-----
TRANSFERS		0.00	0.00	0.00	0.00	0.00	0.00
0375 REVENUE							
=====							
0001 SIGN SALES	I	0.00	60.00	0.00	0.00	0.00	0.00
-----	-----	-----	-----	-----	-----	-----	-----
REVENUE		0.00	60.00	0.00	0.00	0.00	0.00
0396 TRANSFER IN							
=====							
0010 TRANSFER IN	I		0.00	0.00	0.00	0.00	0.00
-----	-----	-----	-----	-----	-----	-----	-----
TRANSFER IN		0.00	0.00	0.00	0.00	0.00	0.00
0763 REVENUES							
=====							
0010 MISC. REVENUE	I	28.00	2,950.00	0.00	0.00	0.00	0.00
0029 BVCOG - SUPPLEMENT (FOR 911)	I	23,000.00	25,506.66	24,000.00	24,000.00	18,750.00	20,000.00
0034 GRIMES COUNTY SUPPLEMENT	I	41,553.26	39,234.32	39,765.81	39,765.81	39,765.81	47,623.69
-----	-----	-----	-----	-----	-----	-----	-----
REVENUES		64,581.26	67,690.98	63,765.81	63,765.81	58,515.81	67,623.69
0863 EXPENDITURES							
=====							
0120 SALARY-TEMPORARY/PARTTIME	E	6,157.20	6,835.20	7,626.76	7,626.76	5,236.44	8,008.10
0123 SALARY-COORDINATOR	E	0.00	0.00	0.00	0.00	0.00	0.00
0124 SALARY-MAINTENANCE COORDINATOR	E	27,265.69	27,976.00	28,083.84	28,083.84	24,748.00	31,500.00
0130 SALARY-SECRETARY	E	0.00	0.00	0.00	0.00	0.00	0.00
0131 SALARY - OVERTIME	E	58.77	0.00	0.00	0.00	847.35	0.00
0205 F I C A	E	2,461.60	2,489.96	2,731.87	2,731.87	2,213.37	3,022.37
0210 GROUP INSURANCE	E	6,240.72	6,683.64	7,120.08	7,120.08	6,230.07	7,513.44
0215 RETIREMENT	E	2,329.52	2,436.76	2,499.72	2,499.72	2,158.24	2,765.57
0220 RETIREMENT-SDB	E	199.65	213.81	221.41	221.41	175.05	244.95
0225 911-UNEMPLOYMENT INS	E	137.83	104.95	107.13	107.13	74.37	118.52
0305 OFFICE SUPPLIES	E	1,256.65	447.64	750.00	750.00	507.94	750.00
0308 OPERATING SUPPLIES-MAPS-HOUSE SIGNS	E	265.89	233.83	500.00	500.00	598.07	500.00
0309 OPERATING SUP-SIGN MATLS	E	3,898.74	2,807.32	6,000.00	6,000.00	3,616.30	6,000.00
0310 POSTAGE	E	111.90	131.20	150.00	150.00	84.36	150.00
0405 RENTALS & CONTRACTS	E	111.00	0.00	375.00	3,625.00	3,329.37	1,625.00
0410 REPAIRS & MAINTENANCE	E	647.56	238.95	700.00	700.00	99.95	700.00
0412 REPAIRS & MAINT-VEHICLE	E	174.67	707.18	1,200.00	1,200.00	52.00	1,200.00
0414 ROAD VERIFICATION-FUEL	E	953.66	1,414.60	1,900.00	1,900.00	1,162.10	1,900.00
0415 TELEPHONE	E	394.80	21.22	500.00	500.00	17.24	500.00
0433 TELEPHONE-MOBILE	E	0.00	0.00	0.00	0.00	0.00	0.00
0440 TRAVEL & CONFERENCES	E	713.43	494.40	1,700.00	1,700.00	143.00	1,700.00
0450 MISCELLANEOUS	E	0.00	6.97	100.00	100.00	0.00	100.00
0480 INSURANCE	E	0.00	0.00	0.00	0.00	0.00	0.00
0505 MACHINERY & EQUIPMENT	E	1,450.00	3,437.92	1,500.00	1,500.00	0.00	1,500.00
-----	-----	-----	-----	-----	-----	-----	-----
EXPENDITURES		54,829.28	56,681.55	63,765.81	67,015.81	51,293.22	69,797.95

-----  
Account Number                                    T     Experience        Experience        Org Budget        Act Budget        Experience        Prop Budget  
and Title                                        C     YEAR - 2009        YEAR - 2010        YEAR - 2011        YEAR - 2011        YEAR - 2011        YEAR - 2012  
-----

REPORTING FUND: 0034 911 ADDRESSING

911 ADDRESSING

Income Totals		64,581.26	67,750.98	63,765.81	63,765.81	58,515.81	67,623.69
Expense Totals		54,829.28	56,681.55	63,765.81	67,015.81	51,293.22	69,797.95

Account Number and Title	T C	Experience YEAR - 2009	Experience YEAR - 2010	Org Budget YEAR - 2011	Act Budget YEAR - 2011	Experience YEAR - 2011	Prop Budget YEAR - 2012
REPORTING FUND: 0035 SB7-INDIGENT INMATE DEFENSE FUND							
0737 REVENUES							
=====							
0001 STATE OFFICE OF COURT ADMINISTRATOR I	I	19,184.00	16,096.75	16,100.00	16,100.00	21,245.00	16,100.00
-----							
REVENUES		19,184.00	16,096.75	16,100.00	16,100.00	21,245.00	16,100.00
0837 EXPENDITURES							
=====							
0478 COURT APPOINTED ATTORNEYS	E	0.00	23,030.01	16,100.00	16,100.00	0.00	16,100.00
-----							
EXPENDITURES		0.00	23,030.01	16,100.00	16,100.00	0.00	16,100.00
SB7-INDIGENT INMATE DEFENSE FUND							
Income Totals		19,184.00	16,096.75	16,100.00	16,100.00	21,245.00	16,100.00
Expense Totals		0.00	23,030.01	16,100.00	16,100.00	0.00	16,100.00

Account Number and Title	T C	Experience YEAR - 2009	Experience YEAR - 2010	Org Budget YEAR - 2011	Act Budget YEAR - 2011	Experience YEAR - 2011	Prop Budget YEAR - 2012
REPORTING FUND: 0036 FAIRGROUNDS							
0240 TRANSFERS							
=====							
0006 INTO FAIRGROUNDS	I	0.00	0.00	0.00	0.00	0.00	0.00
-----							
TRANSFERS		0.00	0.00	0.00	0.00	0.00	0.00
0370 REVENUE - FAIRGROUNDS							
=====							
0001 GRIMES COUNTY SUPPLEMENT	I	170,563.04	166,441.16	167,470.88	167,470.88	167,470.88	167,470.88
0004 RENTAL OF FAIRGROUNDS	I	30,990.00	25,025.00	24,414.00	24,414.00	29,370.00	34,964.29
-----							
REVENUE - FAIRGROUNDS		201,553.04	191,466.16	191,884.88	191,884.88	196,840.88	202,435.17
0375 REVENUE							
=====							
0001 MISCELLANEOUS REVENUE	I	0.00	6,250.00	0.00	10,400.00	10,400.00	0.00
-----							
REVENUE		0.00	6,250.00	0.00	10,400.00	10,400.00	0.00
0737 REVENUES							
=====							
0036 GRIMES COUNTY SUPPLEMENT	I	0.00	0.00	0.00	0.00	0.00	0.00
0040 FAIRGROUNDS	I	0.00	0.00	0.00	0.00	0.00	0.00
-----							
REVENUES		0.00	0.00	0.00	0.00	0.00	0.00
0837 EXPENDITURES - FAIRGROUNDS							
=====							
0120 SALARY - FULL TIME	E	15,346.80	15,745.60	15,807.20	15,807.20	13,928.80	21,840.00
0126 SALARY-FAIRGROUND MANAGER	E	30,040.00	29,924.15	30,040.10	30,040.10	20,717.10	31,542.11
0131 SALARY - OVERTIME	E	0.00	0.00	0.00	0.00	0.00	0.00
0205 F I C A	E	3,001.38	2,992.31	3,607.32	3,607.32	2,480.19	4,083.73
0210 GROUP INSURANCE	E	10,441.90	13,359.58	14,240.16	14,240.16	10,086.78	15,026.88
0215 RETIREMENT	E	3,177.17	3,196.92	3,209.31	3,209.31	2,425.23	3,736.75
0220 RETIREMENT-SDB	E	272.47	280.44	284.25	284.25	197.91	330.97
0225 UNEMPLOYMENT INS	E	181.16	130.49	137.54	137.54	59.29	160.15
0305 FG-Office Supplies	E	0.00	0.00	300.00	300.00	128.97	300.00
0308 OPERATING SUPPLIES	E	4,215.77	5,206.34	4,890.00	5,139.56	4,342.52	4,890.00
0310 POSTAGE	E	0.44	0.44	94.00	0.00	0.00	94.00
0405 FG-Rentals & Contracts	E	584.43	586.43	1,185.00	28.00	28.00	1,185.00
0410 FG-REPAIRS & MAINTENANCE	E	36,833.88	59,219.47	36,314.00	49,808.11	48,099.20	45,864.00
0412 REPAIRS & MAINTENANCE	E	0.00					
0414 FUEL	E	864.58	1,042.24	2,376.00	1,376.00	900.01	2,376.00
0415 TELEPHONE	E	1,576.50	0.00	2,100.00	100.00	0.07	50.00
0433 FG-MOBILE TELEPHONE	E	424.97	404.71	500.00	500.00	334.82	500.00
0435 FG-Advertising	E	0.00	0.00	0.00	0.00	0.00	0.00
0440 TRAVEL & CONFERENCES	E	0.00	0.00	0.00	372.43	199.18	0.00
0450 MISCELLANEOUS	E	0.00	0.00	0.00	0.00	0.00	0.00
0481 WORKERS COMPENSATION	E	0.00	0.00	0.00	0.00	0.00	0.00
0485 FG-Utilities	E	57,559.02	59,041.19	61,800.00	61,800.00	58,684.83	61,800.00
0505 MACHINERY & EQUIPMENT	E	14,350.00	8,188.51	15,000.00	15,534.90	15,534.90	7,500.00
0571 FG-Capital Lease	E	0.00	0.00	0.00	0.00	0.00	0.00
0682 INSURANCE	E	0.00	0.00	0.00	0.00	0.00	0.00
-----							
EXPENDITURES - FAIRGROUNDS		178,870.47	199,318.82	191,884.88	202,284.88	178,147.80	201,279.59



Account Number and Title	T C	Experience YEAR - 2009	Experience YEAR - 2010	Org Budget YEAR - 2011	Act Budget YEAR - 2011	Experience YEAR - 2011	Prop Budget YEAR - 2012
REPORTING FUND: 0040 CHAPTER 19 - VOTER REGISTRATION							
0320 REVENUE							
=====							
0001 CHAPTER 19 REVENUE	I		574.00	0.00	2,168.63-	5,915.54	0.00
-----							
REVENUE		0.00	574.00	0.00	2,168.63-	5,915.54	0.00
0427 EXPENSES							
=====							
0120 TEMPORARY SALARY	E			0.00	0.00	1,455.14	0.00
0205 FICA	E			0.00	0.00	0.00	0.00
0425 DUES & SUBSCRIPTIONS	E		50.00	0.00	0.00	50.00-	0.00
0440 TRAVEL & CONFERENCES	E			0.00	0.00	964.18	0.00
0505 MACHINERY & EQUIPMENT	E		574.00	0.00	2,168.63	3,248.63	0.00
-----							
EXPENSES		0.00	624.00	0.00	2,168.63	5,617.95	0.00
CHAPTER 19 - VOTER REGISTRATION							
Income Totals		0.00	574.00	0.00	2,168.63-	5,915.54	0.00
Expense Totals		0.00	624.00	0.00	2,168.63	5,617.95	0.00

Account Number and Title	T C	Experience YEAR - 2009	Experience YEAR - 2010	Org Budget YEAR - 2011	Act Budget YEAR - 2011	Experience YEAR - 2011	Prop Budget YEAR - 2012
REPORTING FUND: 0041 CAPITAL MURDER							
0390 TRANSFER IN FROM							
=====							
0010 TRANSFER IN	I	0.00	100,000.00	250,000.00	250,000.00	250,000.00	350,000.00
-----							
TRANSFER IN FROM		0.00	100,000.00	250,000.00	250,000.00	250,000.00	350,000.00
0490 CAPITAL MURDER EXPENSES							
=====							
0002 CAPITAL MURDER-CRT APPT ATTORNEYS	E		50,301.64	250,000.00	229,483.00	0.00	300,000.00
0004 CAPITAL MURDER FORENSICS	E		49,698.36	0.00	20,517.00	20,517.00	50,000.00
-----							
CAPITAL MURDER EXPENSES		0.00	100,000.00	250,000.00	250,000.00	20,517.00	350,000.00
CAPITAL MURDER							
Income Totals		0.00	100,000.00	250,000.00	250,000.00	250,000.00	350,000.00
Expense Totals		0.00	100,000.00	250,000.00	250,000.00	20,517.00	350,000.00

Account Number and Title	T C	Experience YEAR - 2009	Experience YEAR - 2010	Org Budget YEAR - 2011	Act Budget YEAR - 2011	Experience YEAR - 2011	Prop Budget YEAR - 2012
REPORTING FUND: 0043 COURT REPORTER SERVICE							
0320 FEES-OFFICIES							
=====							
0008 FEES-DISTRICT CLERK	I	4,152.84	4,377.99	4,739.78	4,739.78	3,335.80	3,415.56
-----							
FEES-OFFICIES		4,152.84	4,377.99	4,739.78	4,739.78	3,335.80	3,415.56
0435 EXPENDITURES							
=====							
0455 COURT REPORTERS	E	0.00	0.00	4,100.00	4,100.00	0.00	3,415.56
-----							
EXPENDITURES		0.00	0.00	4,100.00	4,100.00	0.00	3,415.56
COURT REPORTER SERVICE							
Income Totals		4,152.84	4,377.99	4,739.78	4,739.78	3,335.80	3,415.56
Expense Totals		0.00	0.00	4,100.00	4,100.00	0.00	3,415.56

Account Number and Title	T C	Experience YEAR - 2009	Experience YEAR - 2010	Org Budget YEAR - 2011	Act Budget YEAR - 2011	Experience YEAR - 2011	Prop Budget YEAR - 2012
REPORTING FUND: 0044 COURTHOUSE SECURITY							
0320 FEES-OFFICES							
0003 FEES-COUNTY SHERIFF	I	0.00		0.00	0.00	0.00	0.00
0006 FEES-COUNTY CLERK	I	7,766.00	5,935.00	7,443.92	7,443.92	6,717.00	7,192.86
0008 FEES-DISTRICT CLERK	I	1,825.51	1,964.35	1,815.68	1,815.68	1,468.94	1,515.23
0010 FEES-PROBATION DEPARTMENT	I	1,032.74	1,170.00	1,455.92	1,455.92	999.75	1,084.23
0012 FEES-JP1	I	3,466.08	2,655.28	2,132.24	2,132.24	2,388.00	2,538.25
0014 FEES-JP2	I	3,694.00	2,885.75	1,956.14	1,956.14	2,176.24	2,558.62
0015 FEES-JP3	I	13,447.00	9,194.00	6,902.74	6,902.74	8,063.79	8,738.58
FEES-OFFICES		31,231.33	23,804.38	21,706.64	21,706.64	21,813.72	23,627.77
0406 EXPENDITURES							
0001 MISCELLANEOUS	E	0.00	0.00	0.00	0.00	0.00	0.00
0505 Ct Hse Security - Machinery & Equip	E	0.00	54,585.00	0.00	0.00	0.00	0.00
EXPENDITURES		0.00	54,585.00	0.00	0.00	0.00	0.00
0436 JP 1 COURTHOUSE SECURITY							
0013 JP 1 COURTHOUSE SECURITY	E	0.00	0.00	6,000.00	6,000.00	3,330.00	0.00
JP 1 COURTHOUSE SECURITY		0.00	0.00	6,000.00	6,000.00	3,330.00	0.00
0438 JP 2 COURTHOUSE SECURITY							
0014 JP 2 COURTHOUSE SECURITY	E	0.00	0.00	0.00	0.00	0.00	0.00
JP 2 COURTHOUSE SECURITY		0.00	0.00	0.00	0.00	0.00	0.00
0440 JP 3 COURTHOUSE SECURITY							
0015 JP 3 COURTHOUSE SECURITY	E	0.00	0.00	0.00	0.00	0.00	0.00
JP 3 COURTHOUSE SECURITY		0.00	0.00	0.00	0.00	0.00	0.00
COURTHOUSE SECURITY							
Income Totals		31,231.33	23,804.38	21,706.64	21,706.64	21,813.72	23,627.77
Expense Totals		0.00	54,585.00	6,000.00	6,000.00	3,330.00	0.00

Account Number and Title	T C	Experience YEAR - 2009	Experience YEAR - 2010	Org Budget YEAR - 2011	Act Budget YEAR - 2011	Experience YEAR - 2011	Prop Budget YEAR - 2012
REPORTING FUND: 0045 LEOSE EDUCATION GRANT							
0749 REVENUES							
=====							
0001 MISCELLANEOUS REVENUE	I			0.00	0.00	1,401.00	0.00
0033 STATE COMPTRROLLER-SHERIFF	I	3,873.59	4,044.90	4,044.90	4,044.90	2,219.35	0.00
-----							
REVENUES		3,873.59	4,044.90	4,044.90	4,044.90	3,620.35	0.00
0849 EXPENDITURES							
=====							
0440 EDUCATION EXPENSE-SHERIFF	E	6,686.24	4,607.00	4,044.90	4,044.90	3,930.00	0.00
0441 EDUCATION EXPENSE-CONST#1	E	0.00	0.00				
-----							
EXPENDITURES		6,686.24	4,607.00	4,044.90	4,044.90	3,930.00	0.00
LEOSE EDUCATION GRANT							
Income Totals		3,873.59	4,044.90	4,044.90	4,044.90	3,620.35	0.00
Expense Totals		6,686.24	4,607.00	4,044.90	4,044.90	3,930.00	0.00



Account Number and Title	T C	Experience YEAR - 2009	Experience YEAR - 2010	Org Budget YEAR - 2011	Act Budget YEAR - 2011	Experience YEAR - 2011	Prop Budget YEAR - 2012
REPORTING FUND: 0049 CAPITAL PROJECTS FUND							
0240 TRANSFERS							
=====							
0006 TRANSFER INTO CAPITAL PROJECTS FUND	I	0.00	0.00	0.00	0.00	0.00	0.00
TRANSFERS		0.00	0.00	0.00	0.00	0.00	0.00
0375 MISCELLANEOUS REVENUE							
=====							
0001 MISCELLANEOUS	I	0.00	0.00	0.00	0.00	0.00	0.00
MISCELLANEOUS REVENUE		0.00	0.00	0.00	0.00	0.00	0.00
0380 INTEREST							
=====							
0001 INTEREST EARNED	I	0.00	0.00	0.00	0.00	0.00	0.00
INTEREST		0.00	0.00	0.00	0.00	0.00	0.00
0396 TRANSFERS IN - GENERAL RD							
=====							
0001 TRANSFER IN GENERAL FUND	I		346,550.00	434,524.60	434,524.60	434,524.60	434,524.60
TRANSFERS IN - GENERAL RD		0.00	346,550.00	434,524.60	434,524.60	434,524.60	434,524.60
0412 NEW BUILDING							
=====							
0605 ARCHITECT (DESIGNS & GUIDES)	E	0.00	0.00	15,000.00	15,000.00	0.00	15,000.00
0610 SURVEYING	E	0.00	0.00	0.00	0.00	0.00	0.00
0615 CONTRACTORS	E	0.00	0.00	0.00	0.00	0.00	0.00
0620 INSPECTIONS	E	0.00	0.00	0.00	0.00	0.00	0.00
0622 INTEREST EXPENSE	E	0.00	0.00	0.00	0.00	0.00	0.00
0650 PURCHASE OF LAND	E		0.00	0.00	0.00	0.00	0.00
0651 PURCHASE OF BUILDING	E		346,550.00	0.00	4,307.03	4,307.03	0.00
0652 CAPITAL IMPROVEMENTS	E		0.00	150,000.00	150,000.00	3,581.88	384,442.84
0653 PURCHASE OF BUILDING-JUSTICE CENTER	E		0.00	6,014.30	6,014.30	0.00	6,014.30
NEW BUILDING		0.00	346,550.00	171,014.30	175,321.33	7,888.91	405,457.14
CAPITAL PROJECTS FUND							
Income Totals		0.00	346,550.00	434,524.60	434,524.60	434,524.60	434,524.60
Expense Totals		0.00	346,550.00	171,014.30	175,321.33	7,888.91	405,457.14

Account Number and Title	T C	Experience YEAR - 2009	Experience YEAR - 2010	Org Budget YEAR - 2011	Act Budget YEAR - 2011	Experience YEAR - 2011	Prop Budget YEAR - 2012
REPORTING FUND: 0050 DEBT SERVICE FUND							
0310 AD VALOREM TAXES							
0001 TAXES-CURRENT	I	32,354.64	30,529.85	29,994.00	29,994.00	30,349.52	29,994.00
0002 TAXES-DELINQUENT	I	5,025.83	4,696.50	0.00	0.00	0.00	0.00
0003 TAXES-P&I	I	4,944.50	5,419.09	0.00	0.00	0.00	0.00
AD VALOREM TAXES		42,324.97	40,645.44	29,994.00	29,994.00	30,349.52	29,994.00
0375 DONATIONS FROM COUNTY ORGANIZATIONS							
0001 GRIMES COUNTY FAIR ASSOCIATION	I	15,000.00	15,000.00	15,000.00	15,000.00	15,000.00	15,000.00
0002 GRIMES COUNTY GO TEXAN COMMITTEE	I	5,000.00	5,000.00	5,000.00	5,000.00	5,000.00	5,000.00
0003 PLANTERSVILLE-STONEHAM BUNCH	I	0.00	2,500.00	2,500.00	2,500.00	2,500.00	2,500.00
0004 POOR BOYS ASSOCIATION	I	0.00	2,500.00	2,500.00	2,500.00	2,500.00	2,500.00
DONATIONS FROM COUNTY ORGANIZATIONS		20,000.00	25,000.00	25,000.00	25,000.00	25,000.00	25,000.00
0380 INTEREST							
0001 INTEREST EARNED	I	4,925.12	10,204.15	3,901.52	3,901.52	3,553.93	4,230.87
INTEREST		4,925.12	10,204.15	3,901.52	3,901.52	3,553.93	4,230.87
0406 TAX NOTE ON FAIRGROUNDS							
0605 PRINCIPAL PAYMENTS	E	0.00	18,000.00	25,000.00	25,000.00	0.00	25,000.00
0610 INTEREST EXPENSE	E	0.00	7,120.00	1,065.00	1,065.00	0.00	1,065.00
0615 SERVICE FEES	E	0.00	0.00	0.00	0.00	0.00	0.00
TAX NOTE ON FAIRGROUNDS		0.00	25,120.00	26,065.00	26,065.00	0.00	26,065.00
0407 LAW ENFORCEMENT CENTER							
0605 PRINCIPAL	E	0.00	0.00	0.00	0.00	0.00	0.00
0610 INTEREST	E	0.00	0.00	0.00	0.00	0.00	0.00
0615 SERVICE FEES	E	0.00	0.00	0.00	0.00	0.00	0.00
LAW ENFORCEMENT CENTER		0.00	0.00	0.00	0.00	0.00	0.00
0408 CONTRACTUAL/SERIES 1997							
0605 PRINCIPAL	E	0.00	0.00	0.00	0.00	0.00	0.00
0610 INTEREST	E	0.00	0.00	0.00	0.00	0.00	0.00
0615 FEES	E	0.00	0.00	0.00	0.00	0.00	0.00
CONTRACTUAL/SERIES 1997		0.00	0.00	0.00	0.00	0.00	0.00
0409 FAIRGROUNDS IMPROVEMNTS-SERIES 2001							
0605 PRINCIPAL	E	17,000.00	0.00	0.00	0.00	0.00	0.00
0610 INTEREST	E	7,800.00	0.00	0.00	0.00	0.00	0.00
0615 FEES	E	0.00	0.00	0.00	0.00	0.00	0.00
FAIRGROUNDS IMPROVEMNTS-SERIES 2001		24,800.00	0.00	0.00	0.00	0.00	0.00

Account Number and Title	T C	Experience YEAR - 2009	Experience YEAR - 2010	Org Budget YEAR - 2011	Act Budget YEAR - 2011	Experience YEAR - 2011	Prop Budget YEAR - 2012
REPORTING FUND: 0050 DEBT SERVICE FUND							
0412 TAX NOTE/SERIES 2002							
=====							
0605 PRINCIPAL PAYMENTS	E	0.00	0.00	0.00	0.00	0.00	0.00
0610 INTEREST	E	0.00	0.00	0.00	0.00	0.00	0.00
0615 FEES	E	0.00	0.00	0.00	0.00	0.00	0.00
-----							
TAX NOTE/SERIES 2002		0.00	0.00	0.00	0.00	0.00	0.00
0700 TRANSFERS OUT							
=====							
0049 TRANSFER TO CAPITAL PROJECTS FUND	E		39,730.44	0.00	0.00	0.00	0.00
-----							
TRANSFERS OUT		0.00	39,730.44	0.00	0.00	0.00	0.00
DEBT SERVICE FUND							
Income Totals		67,250.09	75,849.59	58,895.52	58,895.52	58,903.45	59,224.87
Expense Totals		24,800.00	64,850.44	26,065.00	26,065.00	0.00	26,065.00

Account Number and Title	T C	Experience YEAR - 2009	Experience YEAR - 2010	Org Budget YEAR - 2011	Act Budget YEAR - 2011	Experience YEAR - 2011	Prop Budget YEAR - 2012
REPORTING FUND: 0051 LEOSE EDUCATION GRANT-CONST #1							
0749 REVENUES							
0051 STATE COMPROLLER-CONST #1	I	660.69	637.70	637.70	637.70	662.67	0.00
REVENUES		660.69	637.70	637.70	637.70	662.67	0.00
0849 EXPENDITURES							
0441 EDUCATION EXPENSE-CONST #1	E	780.18	0.00	637.70	637.70	100.00	0.00
EXPENDITURES		780.18	0.00	637.70	637.70	100.00	0.00
LEOSE EDUCATION GRANT-CONST #1							
Income Totals		660.69	637.70	637.70	637.70	662.67	0.00
Expense Totals		780.18	0.00	637.70	637.70	100.00	0.00

Account Number and Title	T C	Experience YEAR - 2009	Experience YEAR - 2010	Org Budget YEAR - 2011	Act Budget YEAR - 2011	Experience YEAR - 2011	Prop Budget YEAR - 2012
REPORTING FUND: 0052 LEOSE EDUCATION GRANT-CONST #2							
0749 REVENUES							
=====							
0052 STATE COMPROLLER-CONST #2	I	590.26	637.92	637.92	637.92	663.20	0.00
-----							
REVENUES		590.26	637.92	637.92	637.92	663.20	0.00
0849 EXPENDITURES							
=====							
0442 EDUCATION EXPENSE-CONST #2	E	100.00	345.79	637.92	637.92	182.00	0.00
-----							
EXPENDITURES		100.00	345.79	637.92	637.92	182.00	0.00
LEOSE EDUCATION GRANT-CONST #2							
Income Totals		590.26	637.92	637.92	637.92	663.20	0.00
Expense Totals		100.00	345.79	637.92	637.92	182.00	0.00

Account Number and Title	T C	Experience YEAR - 2009	Experience YEAR - 2010	Org Budget YEAR - 2011	Act Budget YEAR - 2011	Experience YEAR - 2011	Prop Budget YEAR - 2012
REPORTING FUND: 0053 LEOSE EDUCATION GRANT-CONST #3							
0749 REVENUES							
0053 STATE COMPROLLER-CONST #3	I	660.57	637.70	637.70	637.70	662.67	0.00
REVENUES		660.57	637.70	637.70	637.70	662.67	0.00
0849 EXPENDITURES							
0443 EDUCATION EXPENSE-CONST #3	E	350.10	170.79	637.70	637.70	0.00	0.00
EXPENDITURES		350.10	170.79	637.70	637.70	0.00	0.00
LEOSE EDUCATION GRANT-CONST #3							
Income Totals		660.57	637.70	637.70	637.70	662.67	0.00
Expense Totals		350.10	170.79	637.70	637.70	0.00	0.00



Account Number and Title	T C	Experience YEAR - 2009	Experience YEAR - 2010	Org Budget YEAR - 2011	Act Budget YEAR - 2011	Experience YEAR - 2011	Prop Budget YEAR - 2012
REPORTING FUND: 0055 HAVA - ELECTION SERVICE CONTRACT							
0375 REVENUE							
=====							
0002 CITY OF IOLA	I		3,278.38	0.00	0.00	0.00	0.00
0003 CITY OF NAVASOTA	I		3,833.52	0.00	0.00	0.00	0.00
0004 NAVASOTA ISD	I		0.00	0.00	0.00	0.00	0.00
0005 ANDERSON SHIRO ISD	I		4,683.21	0.00	0.00	787.95	0.00
0006 IOLA ISD	I		3,679.76	0.00	0.00	0.00	0.00
0007 RICHARDS ISD	I		0.00	0.00	0.00	1,500.00	0.00
0008 REPUBLICAN PARTY	I		0.00	0.00	0.00	5,393.68	0.00
0009 DEMOCRAT PARTY	I		0.00	0.00	0.00	0.00	0.00
0010 ADMINISTRATIVE FEE	I		2,069.49	0.00	0.00	2,289.30	0.00
0100 ELECTION SERVICE-EQPT USAGE FEE	I	2,976.06	746.65	0.00	0.00	4,872.01	0.00
-----							
REVENUE		2,976.06	18,291.01	0.00	0.00	14,842.94	0.00
0427 EXPENSES							
=====							
0120 SALARY TEMP & EXTRA HELP	E		94.00	0.00	0.00	0.00	0.00
0121 CENTRAL COUNT	E			0.00	0.00	153.88	0.00
0127 ELECTION JUDGES	E		9,876.84	0.00	0.00	1,520.49	0.00
0131 OVERTIME	E		992.46	0.00	0.00	0.00	0.00
0205 FICA	E		0.00	0.00	0.00	16.68	0.00
0210 GROUP INSURANCE	E		0.00	0.00	0.00	0.00	0.00
0215 RETIREMENT	E		0.00	0.00	0.00	0.00	0.00
0220 RETIREMENT SDB	E		0.00	0.00	0.00	0.00	0.00
0225 UNEMPLOYEMENT	E		0.00	0.00	0.00	0.00	0.00
-----							
EXPENSES		0.00	10,963.30	0.00	0.00	1,691.05	0.00
0500 EXPENDITURES							
=====							
0405 RENTAL FEE	E	0.00	320.00	0.00	0.00	0.00	0.00
0410 REPAIRS & MAINTENANCE	E		0.00	0.00	0.00	0.00	0.00
0435 ADVERTISING & LEGAL NOTICES	E		1,210.00	0.00	0.00	332.00	0.00
0437 PRINTING ELECTION SETS	E		597.00	0.00	0.00	2,449.89	0.00
0438 ELECTION COSTS - MISC.	E		8,043.79	0.00	0.00	0.00	0.00
0440 TRAVEL & CONFERENCES	E		359.33	0.00	0.00	0.00	0.00
0505 MACHINERY & EQUIPMENT	E		0.00	0.00	0.00	0.00	0.00
-----							
EXPENDITURES		0.00	10,530.12	0.00	0.00	2,781.89	0.00
HAVA - ELECTION SERVICE CONTRACT							
Income Totals		2,976.06	18,291.01	0.00	0.00	14,842.94	0.00
Expense Totals		0.00	21,493.42	0.00	0.00	4,472.94	0.00



Account Number and Title	T C	Experience YEAR - 2009	Experience YEAR - 2010	Org Budget YEAR - 2011	Act Budget YEAR - 2011	Experience YEAR - 2011	Prop Budget YEAR - 2012
REPORTING FUND: 0057 SHERIFF - MISC GRANTS (VESTS)							
0749 INCOME - MISC GRANTS (VESTS)							
=====							
0030 DEPT OF CRIMINAL JUSTICE- VEST	I		365.64	0.00	0.00	0.00	0.00
-----							
INCOME - MISC GRANTS (VESTS)		0.00	365.64	0.00	0.00	0.00	0.00
0849 MISC GRANT EXPENSES							
=====							
0002 MISC GRANT - VEST EXPENSE	E		365.64	0.00	0.00	0.00	0.00
-----							
MISC GRANT EXPENSES		0.00	365.64	0.00	0.00	0.00	0.00
SHERIFF - MISC GRANTS (VESTS)							
Income Totals		0.00	365.64	0.00	0.00	0.00	0.00
Expense Totals		0.00	365.64	0.00	0.00	0.00	0.00



Account Number and Title	T C	Experience YEAR - 2009	Experience YEAR - 2010	Org Budget YEAR - 2011	Act Budget YEAR - 2011	Experience YEAR - 2011	Prop Budget YEAR - 2012
REPORTING FUND: 0059 HAVA GRANT							
0375 REVENUE							
=====							
0001 HAVA TEAM COMPATIBILITY - REVENUE	I		1,820.77	0.00	0.00	0.00	0.00
0002 HAVA CO EDUCATION FUND REVENUE	I		0.00	0.00	0.00	30,983.28	0.00
0003 GENERAL HAVA COMPLIANCE REVENUE	I		0.00	0.00	0.00	0.00	0.00
-----							
REVENUE		0.00	1,820.77	0.00	0.00	30,983.28	0.00
0500 EXPENDITURES							
=====							
0405 RENTAL FEE	E		0.00	0.00	0.00	0.00	0.00
0410 REPAIRS & MAINTENANCE	E		756.00	0.00	0.00	0.00	0.00
0440 TRAVEL & CONFERENCES - EDUCATION	E		2,165.00	0.00	0.00	0.00	0.00
0505 MACHINERY & EQUIPMENT	E		1,929.98	0.00	0.00	35,183.28	0.00
-----							
EXPENDITURES		0.00	4,850.98	0.00	0.00	35,183.28	0.00
HAVA GRANT							
Income Totals		0.00	1,820.77	0.00	0.00	30,983.28	0.00
Expense Totals		0.00	4,850.98	0.00	0.00	35,183.28	0.00

Account Number and Title	T C	Experience YEAR - 2009	Experience YEAR - 2010	Org Budget YEAR - 2011	Act Budget YEAR - 2011	Experience YEAR - 2011	Prop Budget YEAR - 2012
REPORTING FUND: 0060 REGIONAL VICTIM'S TRAINING							
0320 REVENUE							
=====							
0001 REGIONAL VICTIM'S REVEUNE	I		0.00	118,150.00	118,150.00	0.00	0.00
-----							
REVENUE		0.00	0.00	118,150.00	118,150.00	0.00	0.00
0400 EXPENSES							
=====							
0106 CRIME VICTIM COORDINATOR	E		0.00	6,495.76	6,495.76	0.00	0.00
0110 COUNTY ATTORNEY ASSISTANT	E		0.00	6,495.76	6,495.76	0.00	0.00
0205 FICA	E		0.00	993.86	993.86	0.00	0.00
0210 GROUP INSURANCE	E		0.00	0.00	0.00	0.00	0.00
0215 RETIREMENT	E		0.00	909.40	909.40	0.00	0.00
0220 RETIREMENT SDB	E		0.00	80.54	80.54	0.00	0.00
0225 UNEMPLOYMENT	E		0.00	38.97	38.97	0.00	0.00
0305 OFFICE SUPPLIES	E		0.00	3,400.00	3,400.00	0.00	0.00
0405 RENTAL - EQUIPMENT/ROOM	E		0.00	3,000.00	3,000.00	0.00	0.00
0412 INTERPRETER RELATED SERVICES	E		0.00	5,000.00	5,000.00	0.00	0.00
0420 COMPUTER SOFTWARE/MEDIA	E		0.00	2,000.00	2,000.00	0.00	0.00
0425 PRESENTERS	E		0.00	40,000.00	40,000.00	0.00	0.00
0440 IN STATE TRAVEL/CONFERENCES	E		0.00	31,000.00	31,000.00	0.00	0.00
0445 OUT OF STATE TRAVEL & CONFERENCES	E		0.00	15,000.00	15,000.00	0.00	0.00
0505 MACHINERY AND EQUIPMENT	E		0.00	3,750.00	3,750.00	0.00	0.00
-----							
EXPENSES		0.00	0.00	118,164.29	118,164.29	0.00	0.00
REGIONAL VICTIM'S TRAINING							
Income Totals		0.00	0.00	118,150.00	118,150.00	0.00	0.00
Expense Totals		0.00	0.00	118,164.29	118,164.29	0.00	0.00

Account Number and Title	T C	Experience YEAR - 2009	Experience YEAR - 2010	Org Budget YEAR - 2011	Act Budget YEAR - 2011	Experience YEAR - 2011	Prop Budget YEAR - 2012
REPORTING FUND: 0061 BVAAA - SENIOR MEALS							
0320 REVENUE ACCOUNTS							
=====							
0001 BVCOG- Meal Advance	I			0.00	0.00	21,000.00	0.00
-----							
REVENUE ACCOUNTS		0.00	0.00	0.00	0.00	21,000.00	0.00
0424 EXPENSES							
=====							
0110 SENIOR MEALS COORDINATOR SALARY	E			0.00	0.00	382.38	0.00
0112 SENIOR MEALS DRIVER SALARY	E			0.00	0.00	996.18	0.00
0131 OVERTIME	E			0.00	0.00	0.00	0.00
0205 FICA	E			0.00	0.00	67.49	0.00
0215 RETIREMENT	E			0.00	0.00	0.00	0.00
0308 Operating Supplies	E			0.00	0.00	304.67	0.00
0429 FOOD	E			0.00	0.00	8,412.84	0.00
0440 Mileage	E			0.00	0.00	416.21	0.00
-----							
EXPENSES		0.00	0.00	0.00	0.00	10,579.77	0.00
BVAAA - SENIOR MEALS							
Income Totals		0.00	0.00	0.00	0.00	21,000.00	0.00
Expense Totals		0.00	0.00	0.00	0.00	10,579.77	0.00

Account Number and Title	T C	Experience YEAR - 2009	Experience YEAR - 2010	Org Budget YEAR - 2011	Act Budget YEAR - 2011	Experience YEAR - 2011	Prop Budget YEAR - 2012
REPORTING FUND: 0070 DYER MILL FIRE - FMAG							
0202 LIABILITIES							
=====							
0004 MEDICAL INSURANCE	E			0.00	0.00	0.00	0.00
0006 RETIREMENT	E			0.00	0.00	0.00	0.00
-----	-----	-----	-----	-----	-----	-----	-----
LIABILITIES		0.00	0.00	0.00	0.00	0.00	0.00
0240 TRANSFERS							
=====							
0006 TRANSFER INTO BRIDGE FUND	I	0.00	0.00				
-----	-----	-----	-----	-----	-----	-----	-----
TRANSFERS		0.00	0.00	0.00	0.00	0.00	0.00
0318 REVENUE							
=====							
0001 FMAG REVENUE	I	0.00	0.00	0.00	0.00	0.00	0.00
-----	-----	-----	-----	-----	-----	-----	-----
REVENUE		0.00	0.00	0.00	0.00	0.00	0.00
0360 REVENUE							
=====							
0001 INTEREST	I	439.39	0.00				
-----	-----	-----	-----	-----	-----	-----	-----
REVENUE		439.39	0.00	0.00	0.00	0.00	0.00
0396 TRANSFER IN							
=====							
0010 TRANSFERS IN	I	0.00	0.00	0.00	0.00	0.00	0.00
-----	-----	-----	-----	-----	-----	-----	-----
TRANSFER IN		0.00	0.00	0.00	0.00	0.00	0.00
0700 TRANSFERS OUT							
=====							
0010 TRANSFER TO GENERAL OPERATING	E	0.00	0.00				
0020 TRANSFERS OUT	E	0.00	35,407.71	0.00	0.00	0.00	0.00
-----	-----	-----	-----	-----	-----	-----	-----
TRANSFERS OUT		0.00	35,407.71	0.00	0.00	0.00	0.00
0706 EXPENDITURES							
=====							
0308 DYER MILL - OPERATING EXPENSE	E			0.00	0.00	1,042.92	0.00
0410 DYER MILL - REPAIRS & MAINT	E			0.00	0.00	0.00	0.00
0414 DYER MILL - FUEL EXPENSE	E			0.00	0.00	8,650.04	0.00
0440 DYER MILL - TRAVEL	E			0.00	0.00	129.89	0.00
0468 EXPENDITURES	E	0.00	0.00				
-----	-----	-----	-----	-----	-----	-----	-----
EXPENDITURES		0.00	0.00	0.00	0.00	9,822.85	0.00
DYER MILL FIRE - FMAG							
Income Totals		439.39	0.00	0.00	0.00	0.00	0.00
Expense Totals		0.00	35,407.71	0.00	0.00	9,822.85	0.00

Account Number and Title	T C	Experience YEAR - 2009	Experience YEAR - 2010	Org Budget YEAR - 2011	Act Budget YEAR - 2011	Experience YEAR - 2011	Prop Budget YEAR - 2012
REPORTING FUND: 0072 HISTORICAL COURTHOUSE GRANT							
0318 HISTORICAL CRTSHE GRANT REVENUE							
=====							
0001 HISTORICAL CRTHSE GRANT REVENUE	I	0.00	0.00	86,000.00	86,000.00	0.00	0.00
0002 GRIMES COUNTY SUPPLEMENT	I		0.00	12,000.00	12,000.00	12,000.00	0.00
-----							
HISTORICAL CRTSHE GRANT REVENUE		0.00	0.00	98,000.00	98,000.00	12,000.00	0.00
0460 EXPENSES							
=====							
0001 QUALIFIED GRANT EXPENDITURES	E	0.00	0.00	98,000.00	98,000.00	0.00	0.00
-----							
EXPENSES		0.00	0.00	98,000.00	98,000.00	0.00	0.00
HISTORICAL COURTHOUSE GRANT							
Income Totals		0.00	0.00	98,000.00	98,000.00	12,000.00	0.00
Expense Totals		0.00	0.00	98,000.00	98,000.00	0.00	0.00

Account Number and Title	T C	Experience YEAR - 2009	Experience YEAR - 2010	Org Budget YEAR - 2011	Act Budget YEAR - 2011	Experience YEAR - 2011	Prop Budget YEAR - 2012
REPORTING FUND: 0074 RIGHT OF WAY							
0318 REVENUES							
0001 SALES TAX	I	0.00	0.00	0.00	0.00	0.00	0.00
REVENUES		0.00	0.00	0.00	0.00	0.00	0.00
0360 REVENUE							
0001 INTEREST	I	1,390.29	0.00	0.00	0.00	0.00	0.00
REVENUE		1,390.29	0.00	0.00	0.00	0.00	0.00
0370 OTHER FINANCING SOURCES							
0074 OTHER FINANCING SOURCES	I	0.00	0.00	0.00	0.00	0.00	0.00
OTHER FINANCING SOURCES		0.00	0.00	0.00	0.00	0.00	0.00
0375 REVENUE							
0001 MISCELLANEOUS REVENUE	I	0.00	0.00	0.00	0.00	0.00	0.00
REVENUE		0.00	0.00	0.00	0.00	0.00	0.00
0700 TRANSFER TO							
0010 TRANSFER TO GENERAL OPERATING	E	0.00	0.00	0.00	0.00	0.00	0.00
0020 TRANSFER TO ROAD & BRIDGE	E	0.00	113,970.11	0.00	0.00	0.00	0.00
TRANSFER TO		0.00	113,970.11	0.00	0.00	0.00	0.00
0706 EXPENDITURES							
0468 EXPENSES-R O W FUND	E	0.00	0.00	0.00	0.00	0.00	0.00
EXPENDITURES		0.00	0.00	0.00	0.00	0.00	0.00
RIGHT OF WAY							
Income Totals		1,390.29	0.00	0.00	0.00	0.00	0.00
Expense Totals		0.00	113,970.11	0.00	0.00	0.00	0.00



Account Number and Title	T C	Experience YEAR - 2009	Experience YEAR - 2010	Org Budget YEAR - 2011	Act Budget YEAR - 2011	Experience YEAR - 2011	Prop Budget YEAR - 2012
REPORTING FUND: 0078 BJA RECOVERY ACT GRANT							
0490 REVENUE							
=====							
0001 BJA GRANT-BJA RECOVERY ACT GRANT	I	0.00	11,806.20	0.00	0.00	0.00	0.00
-----							
REVENUE		0.00	11,806.20	0.00	0.00	0.00	0.00
0590 EXPENDITURES							
=====							
0477 TRANSFER TO FUND 10	E	0.00	0.00	0.00	0.00	0.00	0.00
0505 MACHINERY & EQUIPMENT	E	0.00	11,806.20	0.00	0.00	0.00	0.00
-----							
EXPENDITURES		0.00	11,806.20	0.00	0.00	0.00	0.00
BJA RECOVERY ACT GRANT							
Income Totals		0.00	11,806.20	0.00	0.00	0.00	0.00
Expense Totals		0.00	11,806.20	0.00	0.00	0.00	0.00

Account Number and Title	T C	Experience YEAR - 2009	Experience YEAR - 2010	Org Budget YEAR - 2011	Act Budget YEAR - 2011	Experience YEAR - 2011	Prop Budget YEAR - 2012
-----							
REPORTING FUND: 0079 WICKSON WATER GRANT							
-----							
0490 REVENUE							
=====							
0001 TDRA (WICKSON) REVENUE	I	0.00	0.00	0.00	0.00	234,487.36	0.00
-----							
REVENUE		0.00	0.00	0.00	0.00	234,487.36	0.00
-----							
0590 EXPENDITURES							
=====							
0079 WATER FACILITIES	E		0.00	0.00	0.00	234,487.36	0.00
0099 OPEN	E	0.00	0.00	0.00	0.00	0.00	0.00
0505 OPEN	E	0.00	0.00	0.00	0.00	0.00	0.00
-----							
EXPENDITURES		0.00	0.00	0.00	0.00	234,487.36	0.00
-----							
WICKSON WATER GRANT							
Income Totals		0.00	0.00	0.00	0.00	234,487.36	0.00
Expense Totals		0.00	0.00	0.00	0.00	234,487.36	0.00









Account Number and Title	T C	Experience YEAR - 2009	Experience YEAR - 2010	Org Budget YEAR - 2011	Act Budget YEAR - 2011	Experience YEAR - 2011	Prop Budget YEAR - 2012
REPORTING FUND: 0084 HOMELAND SECURITY 06GA4818502							
0240 TRANSFERS							
=====							
0006 TRANSFER INTO CRIME LAB	I	0.00	0.00	0.00	0.00	0.00	0.00
-----	-----	-----	-----	-----	-----	-----	-----
TRANSFERS		0.00	0.00	0.00	0.00	0.00	0.00
0375 HOMELAND SECURITY REVENUE							
=====							
0001 HOMELAND SECURITY GRANT	I	0.00	49,143.79	48,162.56	48,162.56	48,157.71	105,000.00
-----	-----	-----	-----	-----	-----	-----	-----
HOMELAND SECURITY REVENUE		0.00	49,143.79	48,162.56	48,162.56	48,157.71	105,000.00
0405 HOMELAND SECURITY EXPENDITURES							
=====							
0001 HOMELAND SECURITY GENERATORS	E	0.00	0.00	0.00	0.00	0.00	0.00
-----	-----	-----	-----	-----	-----	-----	-----
HOMELAND SECURITY EXPENDITURES		0.00	0.00	0.00	0.00	0.00	0.00
0749 REVENUES							
=====							
0001 STATE OF TEXAS CJD	I	0.00	0.00	0.00	0.00	0.00	0.00
0002 DONATIONS-CRIME LAB	I	0.00	0.00	0.00	0.00	0.00	0.00
0003 GRIMES COUNTY MATCHING	I	0.00	0.00	0.00	0.00	0.00	0.00
-----	-----	-----	-----	-----	-----	-----	-----
REVENUES		0.00	0.00	0.00	0.00	0.00	0.00
0849 EXPENDITURES							
=====							
0308 SUPPLIES	E	0.00	0.00	0.00	0.00	0.00	0.00
0450 CRIME LAB - MISCELLANEOUS	E	0.00	0.00	0.00	0.00	0.00	0.00
0462 CONTRACT LABOR	E	0.00	0.00	0.00	0.00	0.00	0.00
0531 HOMELAND SECURITY-MACHINERY & EQUIP	E	0.00	47,821.79	48,162.56	48,162.56	48,157.70	105,000.00
-----	-----	-----	-----	-----	-----	-----	-----
EXPENDITURES		0.00	47,821.79	48,162.56	48,162.56	48,157.70	105,000.00
0850 DONATION EXPENTITURES							
=====							
0305 CRIME LAB-OFFICE SUPPLIES	E	0.00	0.00	0.00	0.00	0.00	0.00
0308 CRIME LAB-OPERATING SUPPLIES	E	0.00	0.00	0.00	0.00	0.00	0.00
0405 CRIME LAB- RENTALS & CONTRACTS	E	0.00	0.00	0.00	0.00	0.00	0.00
0410 CRIME LAB-REPAIRS/MAINTENANCE	E	0.00	0.00	0.00	0.00	0.00	0.00
0412 CRIME LAB-VEHICLE EXPENSE	E	0.00	0.00	0.00	0.00	0.00	0.00
0425 CRIME LAB-DUES,SUBSCRIPTIONS	E	0.00	0.00	0.00	0.00	0.00	0.00
0428 CRIME LAB-UNIFORMS	E	0.00	0.00	0.00	0.00	0.00	0.00
0433 CRIME LAB-TELEPHONE/MOBILE	E	0.00	0.00	0.00	0.00	0.00	0.00
0440 TRAVEL & CONFERENCE	E	0.00	0.00	0.00	0.00	0.00	0.00
0468 CONTRACT LABOR	E	0.00	0.00	0.00	0.00	0.00	0.00
0505 MACHINERY & EQUIPMENT	E	0.00	0.00	0.00	0.00	0.00	0.00
-----	-----	-----	-----	-----	-----	-----	-----
DONATION EXPENTITURES		0.00	0.00	0.00	0.00	0.00	0.00
HOMELAND SECURITY 06GA4818502							
Income Totals		0.00	49,143.79	48,162.56	48,162.56	48,157.71	105,000.00
Expense Totals		0.00	47,821.79	48,162.56	48,162.56	48,157.70	105,000.00

Account Number and Title	T C	Experience YEAR - 2009	Experience YEAR - 2010	Org Budget YEAR - 2011	Act Budget YEAR - 2011	Experience YEAR - 2011	Prop Budget YEAR - 2012
REPORTING FUND: 0085 COPS GRANT      2006CKWX0343							
0375 COPS GRANT REVENUE							
=====							
0001 COPS GRANT REVENUE	I	219,492.75	0.00	0.00	0.00	0.00	0.00
-----							
COPS GRANT REVENUE		219,492.75	0.00	0.00	0.00	0.00	0.00
0739 REVENUES							
=====							
0002 SF-STATE CRIMINAL JUSTICE (421)	I	0.00	121,776.83	0.00	0.00	10,000.00	0.00
0003 DONATIONS-DARE PROGRAM	I	0.00	0.00	0.00	0.00	0.00	0.00
0004 GRIMES COUNTY D.A.R.E SUPPLEMENT	I	0.00	0.00	0.00	0.00	0.00	0.00
-----							
REVENUES		0.00	121,776.83	0.00	0.00	10,000.00	0.00
0839 EXPENDITURES							
=====							
0128 DARE PROGRAM OFFICIER	E	0.00	0.00	0.00	0.00	0.00	0.00
0131 SALARY - OVERTIME	E	0.00	0.00	0.00	0.00	0.00	0.00
0205 FICA	E	0.00	0.00	0.00	0.00	0.00	0.00
0210 GROUP INSURANCE	E	0.00	0.00	0.00	0.00	0.00	0.00
0215 RETIREMENT	E	0.00	0.00	0.00	0.00	0.00	0.00
0220 RETIREMENT-SDB	E	0.00	0.00	0.00	0.00	0.00	0.00
0225 UNEMPLOYMENT INS	E	0.00	0.00	0.00	0.00	0.00	0.00
0305 OFFICE SUPPLIES	E	0.00	0.00	0.00	0.00	0.00	0.00
0308 OPERATING SUPPLIES	E	0.00	0.00	0.00	0.00	0.00	0.00
0414 VEHICLE OPERATING COSTS	E	0.00	0.00	0.00	0.00	0.00	0.00
0415 TELEPHONE/COMMUNICATION COSTS	E	0.00	0.00	0.00	0.00	0.00	0.00
0440 TRAVEL & CONFERENCE	E	0.00	0.00	0.00	0.00	0.00	0.00
0441 LOCAL MILEAGE	E	0.00	0.00	0.00	0.00	0.00	0.00
0477 TRANSFER TO FUND 10	E	0.00	0.00	0.00	0.00	0.00	0.00
0505 MACHINERY & EQUIPMENT	E	121,330.37	166,776.83	0.00	0.00	13,840.00	0.00
-----							
EXPENDITURES		121,330.37	166,776.83	0.00	0.00	13,840.00	0.00
0840 DONATIONS EXPENSES							
=====							
0428 UNIFORMS / DONATIONS	E	0.00	0.00	0.00	0.00	0.00	0.00
0429 FOOD	E	0.00	0.00	0.00	0.00	0.00	0.00
-----							
DONATIONS EXPENSES		0.00	0.00	0.00	0.00	0.00	0.00
COPS GRANT      2006CKWX0343							
Income Totals		219,492.75	121,776.83	0.00	0.00	10,000.00	0.00
Expense Totals		121,330.37	166,776.83	0.00	0.00	13,840.00	0.00

Account Number and Title	T C	Experience YEAR - 2009	Experience YEAR - 2010	Org Budget YEAR - 2011	Act Budget YEAR - 2011	Experience YEAR - 2011	Prop Budget YEAR - 2012
REPORTING FUND: 0086 CJDE GRANT-ARRA FUNDS-SRO & LAW ENF							
0380 REVENUE ACCOUNTS							
=====							
0001 CJDE GRANT- COPS IN SCHOOL	I			0.00	0.00	0.00	15,382.00
0002 IOLA ISD MATCHING FUNDS	I			0.00	0.00	0.00	26,218.68
0003 ANDERSON-SHIRO MATCHING FUNDS	I			0.00	0.00	0.00	20,221.24
0004 RICHARDS ISD MATCHING FUNDS	I			0.00	0.00	0.00	13,480.82
0005 NAVASOTA ISD MATCHING FUNDS	I			0.00	0.00	0.00	6,554.67
0006 GRIMES COUNTY SUPPLEMENT	I			0.00	0.00	0.00	10,940.60
-----				-----	-----	-----	-----
REVENUE ACCOUNTS		0.00	0.00	0.00	0.00	0.00	92,798.01
0390 CJD EGRANT 2258101 REVENUES							
=====							
0001 CJD EGRANT-ARRA 2258101 LAW ENFOR.	I		100,140.91	0.00	0.00	0.00	0.00
-----			-----	-----	-----	-----	-----
CJD EGRANT 2258101 REVENUES		0.00	100,140.91	0.00	0.00	0.00	0.00
0490 CJD E-GRANT -COPS IN SCHOOL REVENUE							
=====							
0001 CJD E-GRANT- COPS IN SCHOOLS	I	30,765.00	30,765.00	30,765.00	30,765.00	30,765.00	0.00
0002 IOLA ISD - MATCHING FUNDS	I	13,712.00	14,225.00	14,225.00	14,225.00	14,225.00	0.00
0003 ANDERSON-SHIRO ISD - MATCHING FUNDS	I	20,000.00	20,739.00	20,739.00	20,739.00	20,739.00	0.00
0004 RICHARDS ISD - MATCHING FUNDS	I	9,141.00	9,469.00	9,469.00	9,469.00	9,469.00	0.00
0005 NAVASOTA ISD - MATCHING FUNDS	I	2,853.00	2,956.00	2,956.00	2,956.00	2,956.00	0.00
0006 GRIMES COUNTY SUPPLEMENT	I		0.00	10,153.88	10,153.88	10,153.88	0.00
-----			-----	-----	-----	-----	-----
CJD E-GRANT -COPS IN SCHOOL REVENUE		76,471.00	78,154.00	88,307.88	88,307.88	88,307.88	0.00
0590 EXPENDITURES							
=====							
0128 SALARY	E	62,073.84	63,685.06	64,089.07	64,089.07	58,102.78	67,293.52
0131 SALARY - OVERTIME	E	0.00	0.00	0.00	0.00	166.01	0.00
0205 FICA	E	3,607.75	4,816.94	4,902.81	4,902.81	4,139.10	5,147.95
0210 GROUP INSURANCE	E	0.00	12,943.80	14,240.16	14,240.16	10,976.79	15,026.88
0215 RETIREMENT	E	4,345.17	4,457.87	4,486.23	4,486.23	3,834.66	4,710.54
0220 RETIREMENT SDB	E	0.00	389.45	397.35	397.35	313.45	417.22
0225 UNEMPLOYMENT INSURANCE	E	0.00	88.02	192.26	192.26	0.00	201.90
0281 WORKERS COMPENSATION	E	0.00	0.00	0.00	0.00	0.00	0.00
0308 OPERATING SUPPLIES	E	0.00		0.00	0.00	0.00	0.00
0412 VEHICLE REPAIR & MAINTENA	E	0.00		0.00	0.00	0.00	0.00
0415 TELEPHONE	E	0.00		0.00	0.00	0.00	0.00
0440 TRAVEL & CONFERENCE	E	0.00		0.00	0.00	0.00	0.00
0450 MISCELLANEOUS	E	0.00		0.00	0.00	0.00	0.00
0477 TRANSFER TO FUND 10	E	0.00	0.00	0.00	0.00	0.00	0.00
0505 ARRA EXPENSES - MACHINERY & EQUIP.	E	0.00	99,824.32	0.00	0.00	0.00	0.00
-----			-----	-----	-----	-----	-----
EXPENDITURES		70,026.76	186,205.46	88,307.88	88,307.88	77,532.79	92,798.01
CJDE GRANT-ARRA FUNDS-SRO & LAW ENF							
Income Totals		76,471.00	178,294.91	88,307.88	88,307.88	88,307.88	92,798.01
Expense Totals		70,026.76	186,205.46	88,307.88	88,307.88	77,532.79	92,798.01

-----  
Account Number                    T    Experience        Experience        Org Budget        Act Budget        Experience        Prop Budget  
and Title                        C    YEAR - 2009        YEAR - 2010        YEAR - 2011        YEAR - 2011        YEAR - 2011        YEAR - 2012  
-----

REPORTING FUND: 9999 REPORT TOTALS

REPORT TOTALS

Income Totals		16,307,347.35	16,391,219.16	16,734,954.48	16,228,438.00	16,594,389.67	17,126,277.68
Expense Totals		13,318,188.25	15,429,975.38	16,741,439.67	16,931,914.41	12,791,688.77	17,126,277.68